Montageanweisung / Installation instructions / Instruction de montage / Indicazioni di montaggio / Номер модели Monteringsanvisningar / Montage-instructie / Uputa za montažu / Návod k montáži / Инструкция за монтаж / Instrukcja montażu / Návod na montáž / Navodila za montažo / Instructiune de montaj / Инструкция по монтажу

Modellname / Model name / Nom du modèle / Modellnamn Nome modello / Název modelu / Modelnaam / Ime modela Numéro Modello / Modell neve / Название модели / Názov modelu / Ime modela / Denumire model / Наименование на модела / Nazwa modelu

SALSA

Modellnummer / Number / Numéro du modèle Numero / Номер на модела / modello Číslo modelu / Modell száma / Číslo modelu Številka modela / Număr model / Broj modela Modelnummer / Numer modelu

1205-318-01 ☐
1205-318-45 ☐

Type / Tipo / Típus / Typ / Тип / Tip

318

D Bitte lesen Sie diese Montageanleitung gut durch, da wir für Fehler, die durch falsche Montage entstehen, keine Haftung übernehmen!

GB Please read these installation instructions through carefully as we cannot accept any liability for faults occurring as a result of incorrect installation!

CZ Přečtěte si pozorně tento montážní návod, protože za chyby způsobené nesprávnou montáží neodpovídáme!

F Veuillez lire attentivement cette notice de montage, car nous déclinons toute responsabilité en cas d'erreurs découlant d'un montage erroné !

I Prego leggere attentamente le istruzioni per il montaggio, poiché decliniamo qualsiasi responsabilità per difetti derivanti da un montaggio errato!

BG Моля, прочетете внимателно монтажните инструкции, тъй като не носим отговорност за щети, възникнали в следствие на погрешен монтаж.

NL Leest u deze montagehandleiding a.u.b. goed door, voor fouten door een verkeerde montage zijn wij niet aansprakelijk!

PL Proszę uważnie zapoznać się z instrukcją montażu, ponieważ nie ponosimy odpowiedzialności za defekty powstałe na skutek niewłaściwego montażu.

HR Molimo vas da pažljivo pročitate uputstva za montažu, jer ne snosimo odgovornost za pogreške nastale zbog neodgovarajuće montaže!

HU Kérjük, olvassa el figyelmesen ezt az összeszerelési útmutatót, mert a helytelen összeszerelésből adódó hibákért nem vállalunk felelősséget!

SK Prosíme, dobre si prečítajte tento návod na montáž, pretože nepreberáme žiadne ručenie za chyby, ktoré vzniknú na základe chybnej montáže!

SLO Preberite ta navodila za montažo, ker mi ne prevzemamo odgovornosti za napake, ki nastanejo kot posledica napačne montaže!

RO Vă rugăm să citiți cu atenție aceste instrucțiuni de montaj deoarece nu preluăm garanția pentru defecte ce apar datorită unui montaj incorect!

RUS Пожалуйста, внимательно ознакомьтесь с данной инструкцией по монтажу, поскольку мы не несем ответственности за ошибки, причиной которых является неправильный монтаж.

S Läs noggrant igenom dessa monteringsanvisningar. Vi övertar inget ansvar för felaktig montering!!

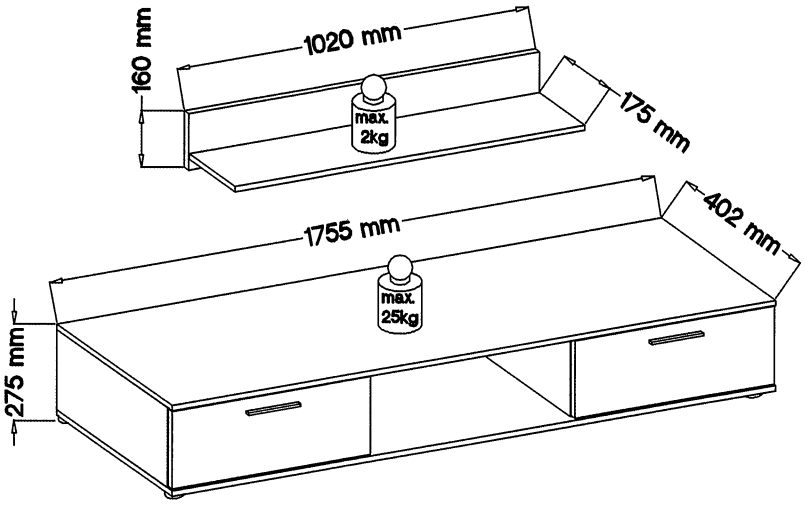

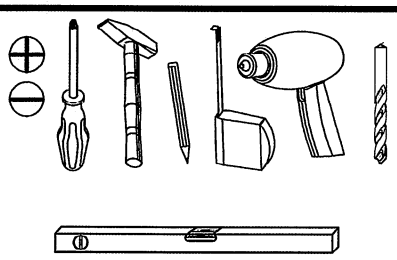



festziehen / tighten / Затегнете / serrer / stringere / utáhnout / vasttrekken / zategnuti / strângere / zwiazac / zacisnąć szorosan meghúzni / pevne dotiahnut'/ trdno pritegniti / затянуть / dra åt

eindrücken / press in / enfoncer / wcisnąć ribattere / zatlačit / Вкарайте / indrukken benyomni / stlacit' / vtisniti / tryck in introducere prin apăsare / вдавить

ausmessen / measure / mesurer / misurare / opmeten / izmeriti / miara / kimérni / izmeriti / măsurare / измерить změřit / Измерете / mät upp / zmierzyć

drücken / press / presser / stisknout / Натиснете / vtisniti / nasinac / drukken / pritisnuti / nacisnac / pritisniti / нажать / (meg)nyomni / apasare / tryck fast / nacisnąć

einschlagen / hammer in / beverni / sla in frapper au marteau / infossare / Zabit' / zarazit / Набийте / zabiti / wbić introducere prin bătaie / забить / zatlouct

Drehen - wenden / przekręcić - odwrócić / Keren - omdraaien / Girare - Ruotare / Okrenuti - obrnuti / Retourner - renverser / Turn over - turn around / Otocte - obratte / Завъртете - обърнете / Obrnite list / Întoarceți - rotiți / Vrid runt - vänd / прокрутить - повернуть / otočit - obrátit elforgatni - megfordítani

Montageanweisung / Installation instructions / Instruction de montage / Indicazioni di montaggio / Номер модели Monteringsanvisningar / Montage-instructie / Uputa za montažu / Návod k montáži / Инструкция за монтаж / Instrukcja montażu / Návod na montáž / Navodila za montažo / Instructiune de montaj / Инструкция по монтажу

Modellname / Model name / Nom du modèle / Modellnamn Nome modello / Název modelu / Modelnaam / Ime modela Numéro Modello / Modell neve / Название модели / Názov modelu / Ime modela / Denumire model / Наименование на модела / Nazwa modelu

SALSA

Modellnummer / Number / Numéro du modèle Numero / Номер на модела / modello Číslo modelu / Modell száma / Číslo modelu Številka modela / Număr model / Broj modela Modelnummer / Numer modelu

1205-318-01 ☐
1205-318-45 ☐

Type / Tipo / Típus / Typ / Тип / Tip

318

D Bitte lesen Sie diese Montageanleitung gut durch, da wir für Fehler, die durch falsche Montage entstehen, keine Haftung übernehmen!

GB Please read these installation instructions through carefully as we cannot accept any liability for faults occurring as a result of incorrect installation!

CZ Přečtěte si pozorně tento montážní návod, protože za chyby způsobené nesprávnou montáží neodpovídáme!

F Veuillez lire attentivement cette notice de montage, car nous déclinons toute responsabilité en cas d'erreurs découlant d'un montage erroné !

I Prego leggere attentamente le istruzioni per il montaggio, poiché decliniamo qualsiasi responsabilità per difetti derivanti da un montaggio errato!

BG Моля, прочетете внимателно монтажните инструкции, тъй като не носим отговорност за щети, възникнали в следствие на погрешен монтаж.

NL Leest u deze montagehandleiding a.u.b. goed door, voor fouten door een verkeerde montage zijn wij niet aansprakelijk!

PL Proszę uważnie zapoznać się z instrukcją montażu, ponieważ nie ponosimy odpowiedzialności za defekty powstałe na skutek niewłaściwego montażu.

HR Molimo vas da pažljivo pročitate uputstva za montažu, jer ne snosimo odgovornost za pogreške nastale zbog neodgovarajuće montaže!

HU Kérjük, olvassa el figyelmesen ezt az összeszerelési útmutatót, mert a helytelen összeszerelésből adódó hibákért nem vállalunk felelősséget!

SK Prosíme, dobre si prečítajte tento návod na montáž, pretože nepreberáme žiadne ručenie za chyby, ktoré vzniknú na základe chybnej montáže!

SLO Preberite ta navodila za montažo, ker mi ne prevzemamo odgovornosti za napake, ki nastanejo kot posledica napačne montaže!

RO Vă rugăm să citiţi cu atenţie aceste instrucţiuni de montaj deoarece nu preluăm garanţia pentru defecte ce apar datorită unui montaj incorect!

RUS Пожалуйста, внимательно ознакомьтесь с данной инструкцией по монтажу, поскольку мы не несем ответственности за ошибки, причиной которых является неправильный монтаж.

S Läs noggrant igenom dessa monteringsanvisningar. Vi övertar inget ansvar för felaktig montering!!

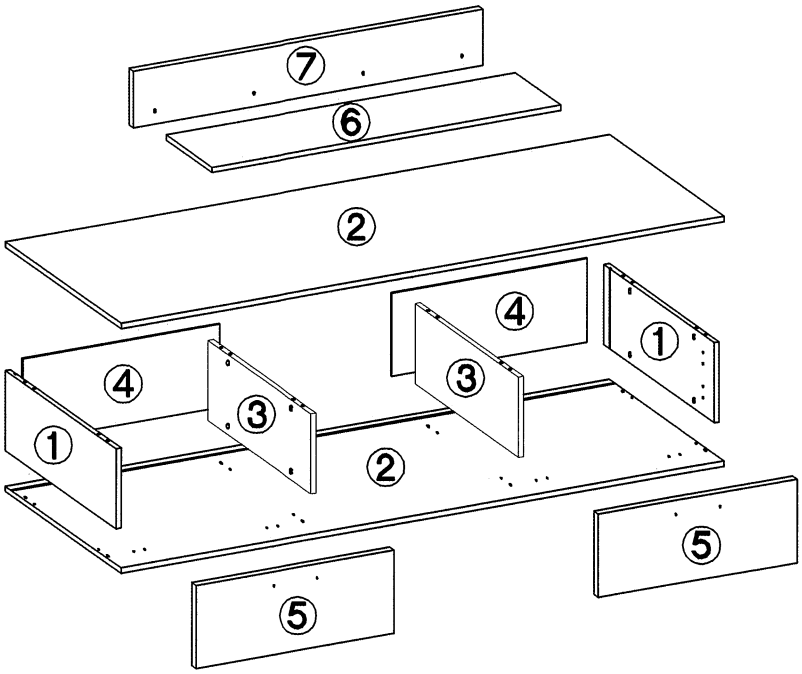

⑥ = max. 2kg ② = max. 25kg

1B:

L=128mm S11	⌀4.0x30mm R2
2	4

2B:

H=0 H	⌀35/16mm G2	⌀3.5x13mm P5
4	4	8

3B:

K7	⌀6,3x9mm M4	O	6,4 x 50mm B	5/45mm O3	⌀10x50mm O7	⌀15/12mm C	⌀8x30mm A
2	4	1	4	2	2	16	16

L=20mm D2	⌀4.0x25mm P14	F10	⌀3.5x13mm P5	K13	L	E	⌀3.0x16mm P11	J5
16	6	6	6	2	4	16	10	4

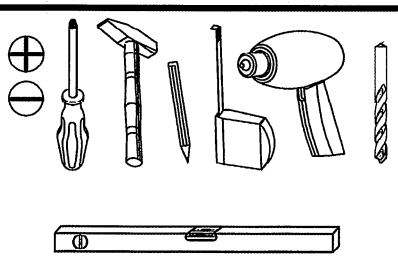

2 Pers.

60 min.

festziehen / tighten / Затегнете / serrer / stringere / utáhnout / vasttrekken / zategnuti / strângere / zwiazac / zacisnąć szorosan meghúzni / pevne dotiahnut'/ trdno pritegniti / затянуть / dra åt

eindrücken / press in / enfoncer / wcisnąć ribattere / zatlačit / Вкарайте / indrukken benyomni / stlacit' / vtisniti / tryck in introducere prin apăsare / вдавить

ausmessen / measure / mesurer / misurare / opmeten / izmeriti / miara / kimérni / izmeriti / măsurare / измерить změřit / Измерете / mät upp / zmierzyć

drücken / press / presser / stisknout / Натиснете / vtisniti / nasinac / drukken / pritisnuti / nacisnac / pritisniti / нажать / (meg)nyomni / apasare / tryck fast / nacisnąć

einschlagen / hammer in / bevernì / sla in frapper au marteau / infossare / Zabit' / zarazit / Набийте / zabiti / wbić introducere prin bătaie / забить / zatlouct

Drehen - wenden / przekręcić - odwrócić / Keren - omdraaien / Girare - Ruotare / Okrenuti - obrnuti / Retourner - renverser / Turn over - turn around / Otocte - obratte / Завъртете - обърнете / Obrnite list / Întoarceţi - rotiţi / Vrid runt - vänd / прокрутить - повернуть / otočit - obrátit elforgatni - megfordítani

1

K7	⌀6,3x9mm M4
2	4

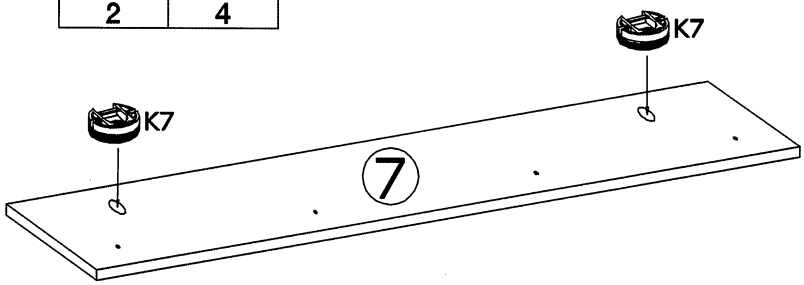

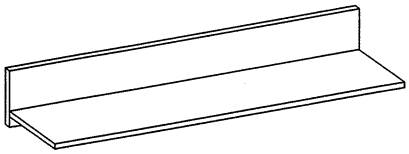

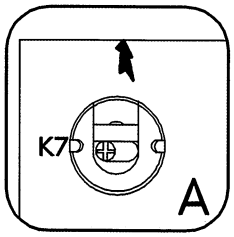

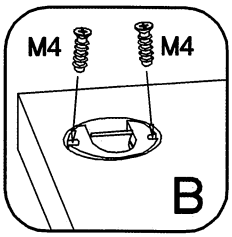

2

O	6,4 x 50mm B
1	4

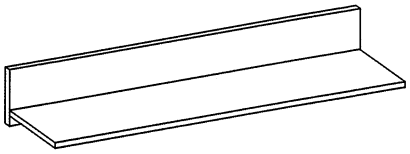

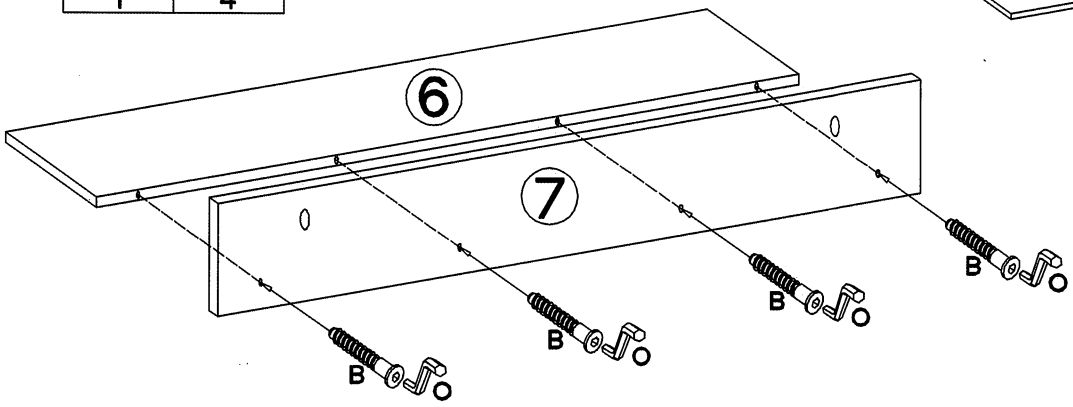

3

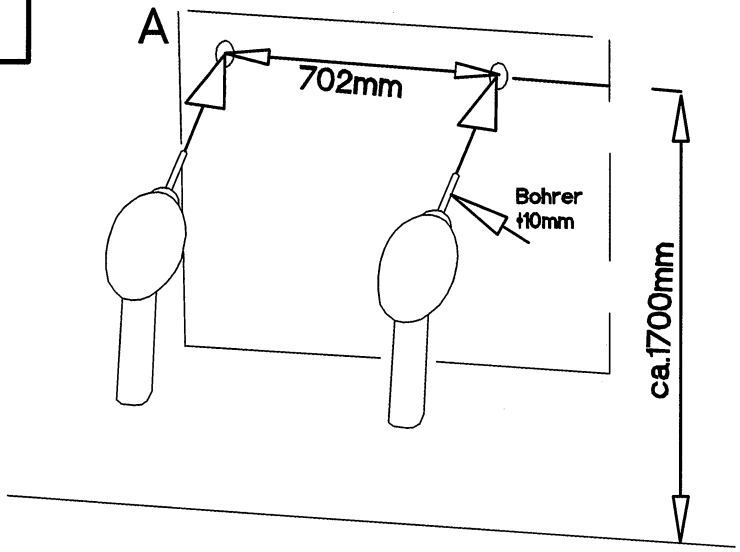

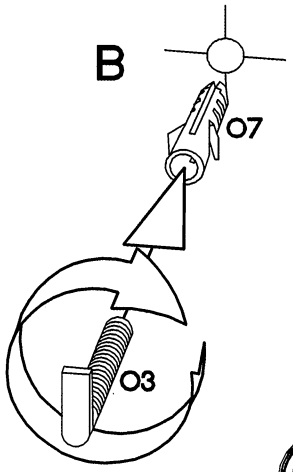

5/45mm O3	⌀10x50mm O7
2	2

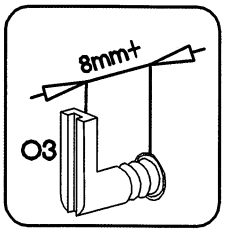

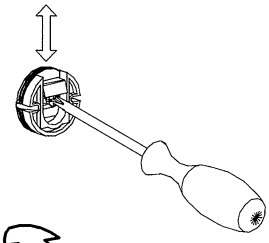





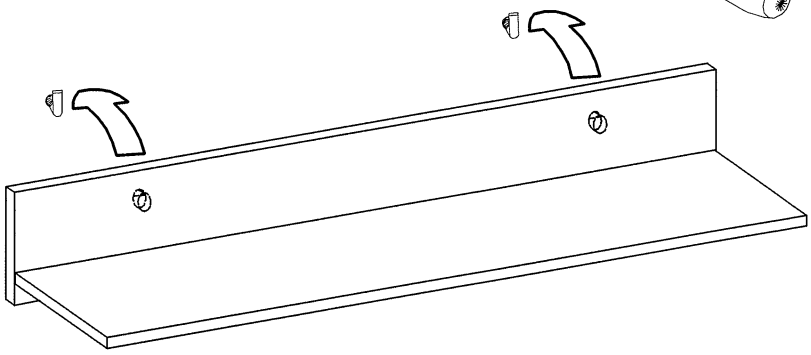

4

⌀15/12mm	⌀8x30mm	L=20mm
C	A	D2
16	16	16

⌀4.0x25mm	
P14	F10
6	6

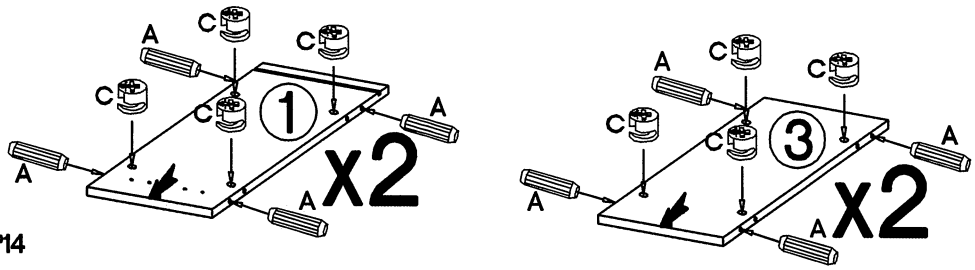

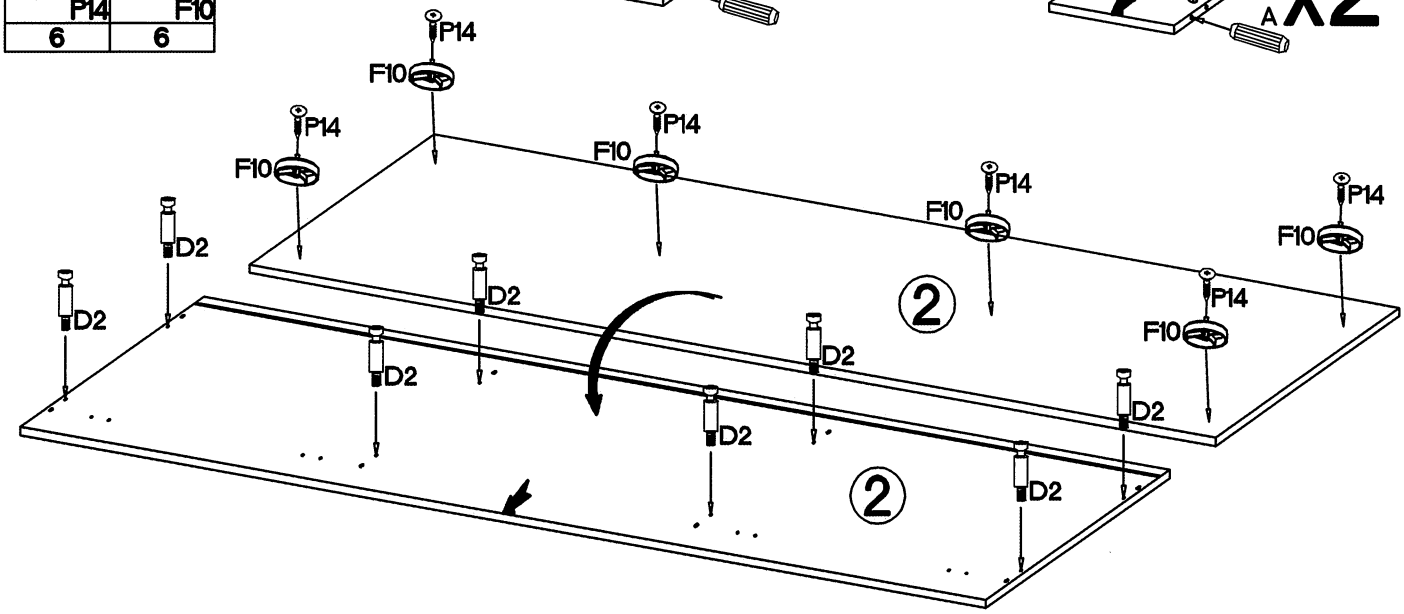

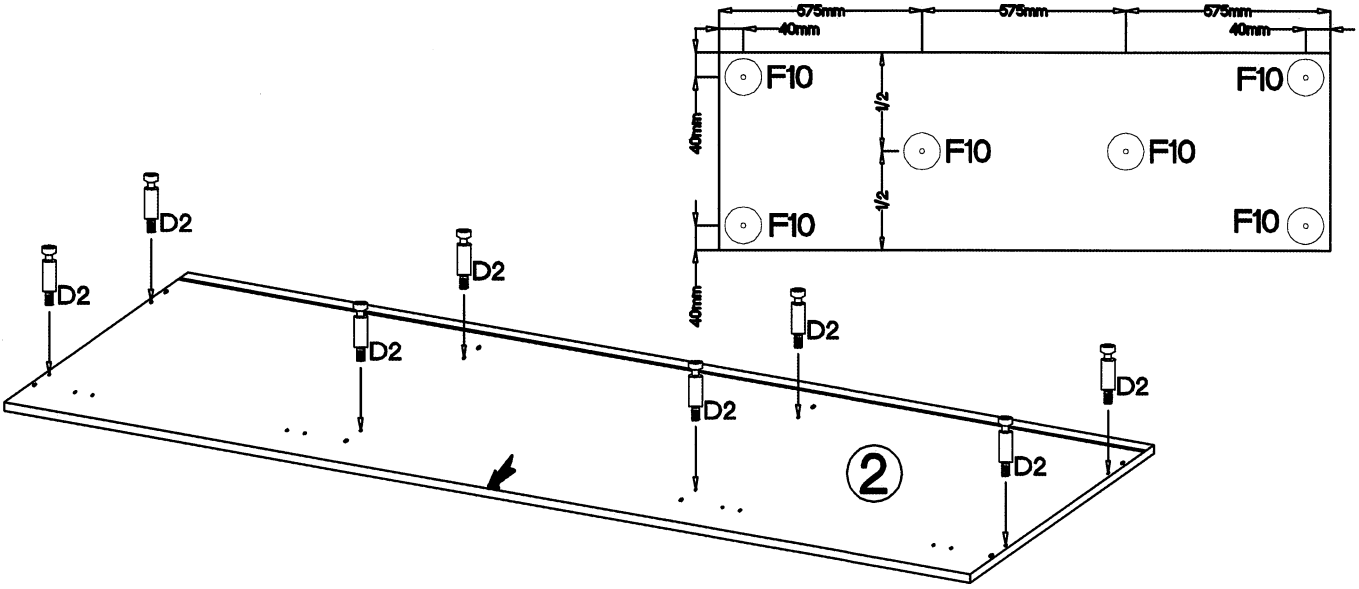

5

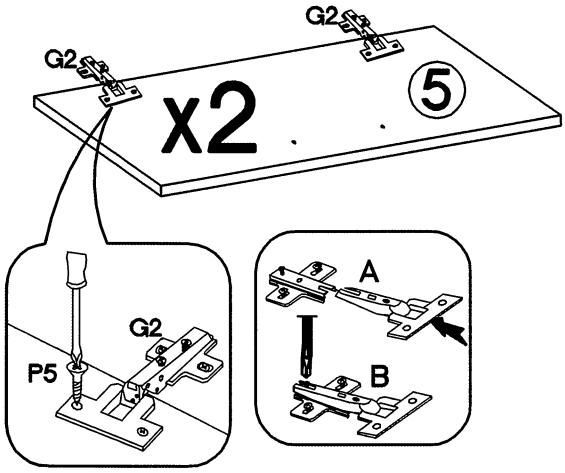

H=0	⌀35/16mm	⌀3.5x13mm	
H	G2	P5	K13
4	4	14	2

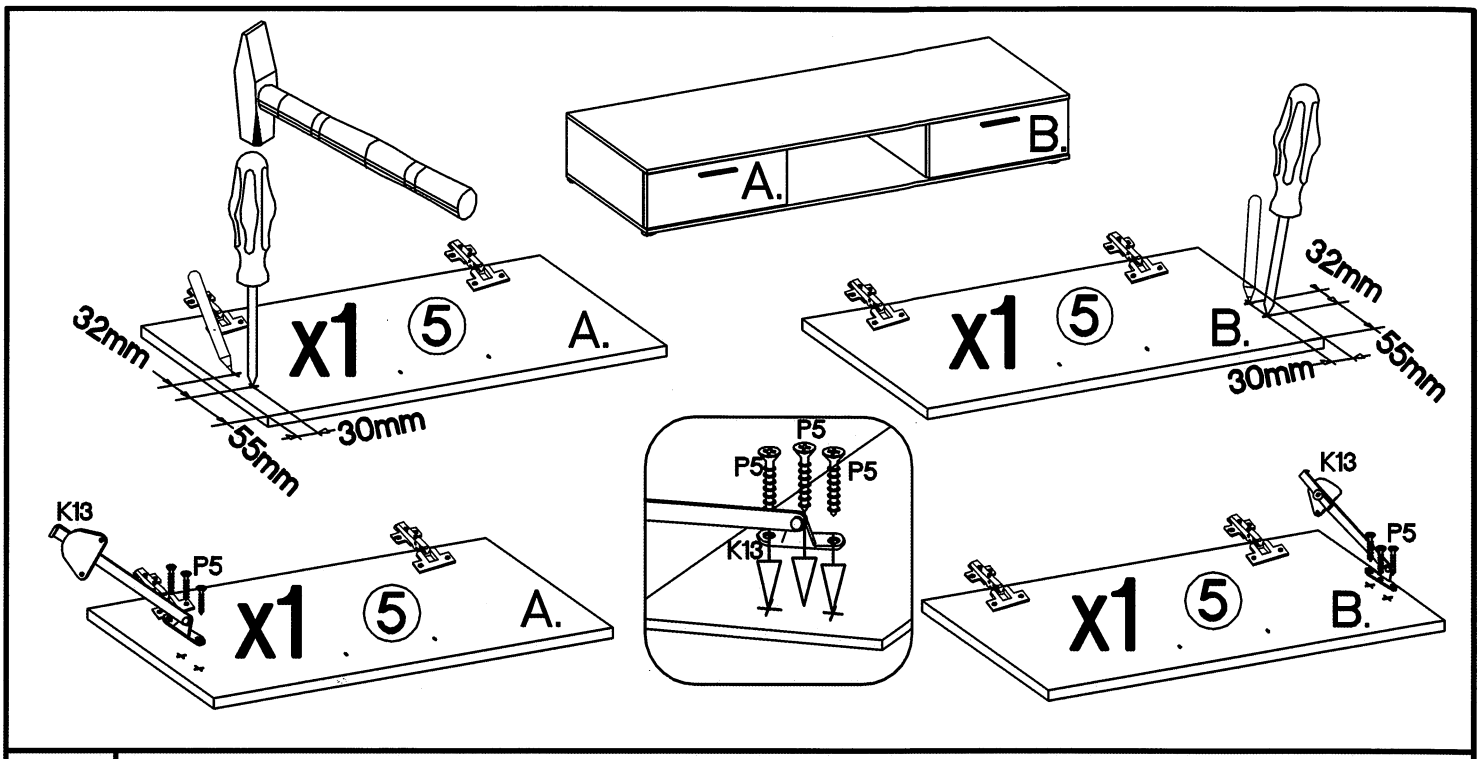

6

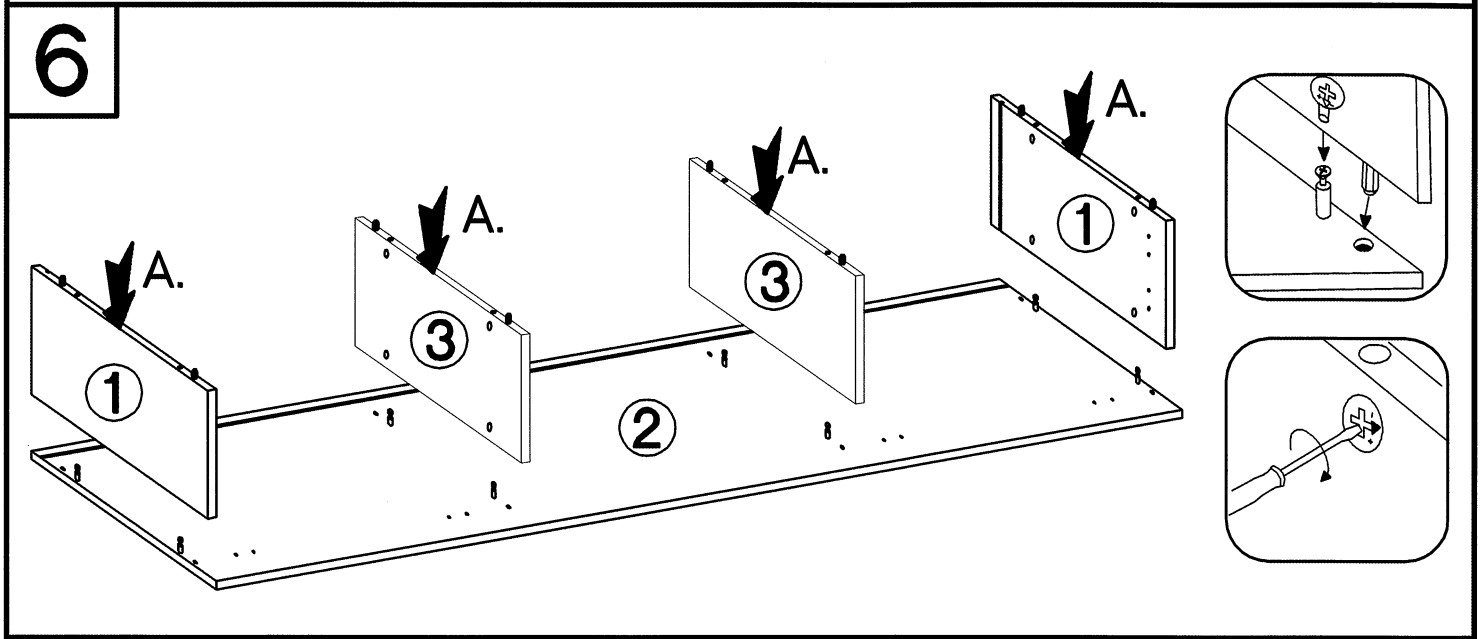

7

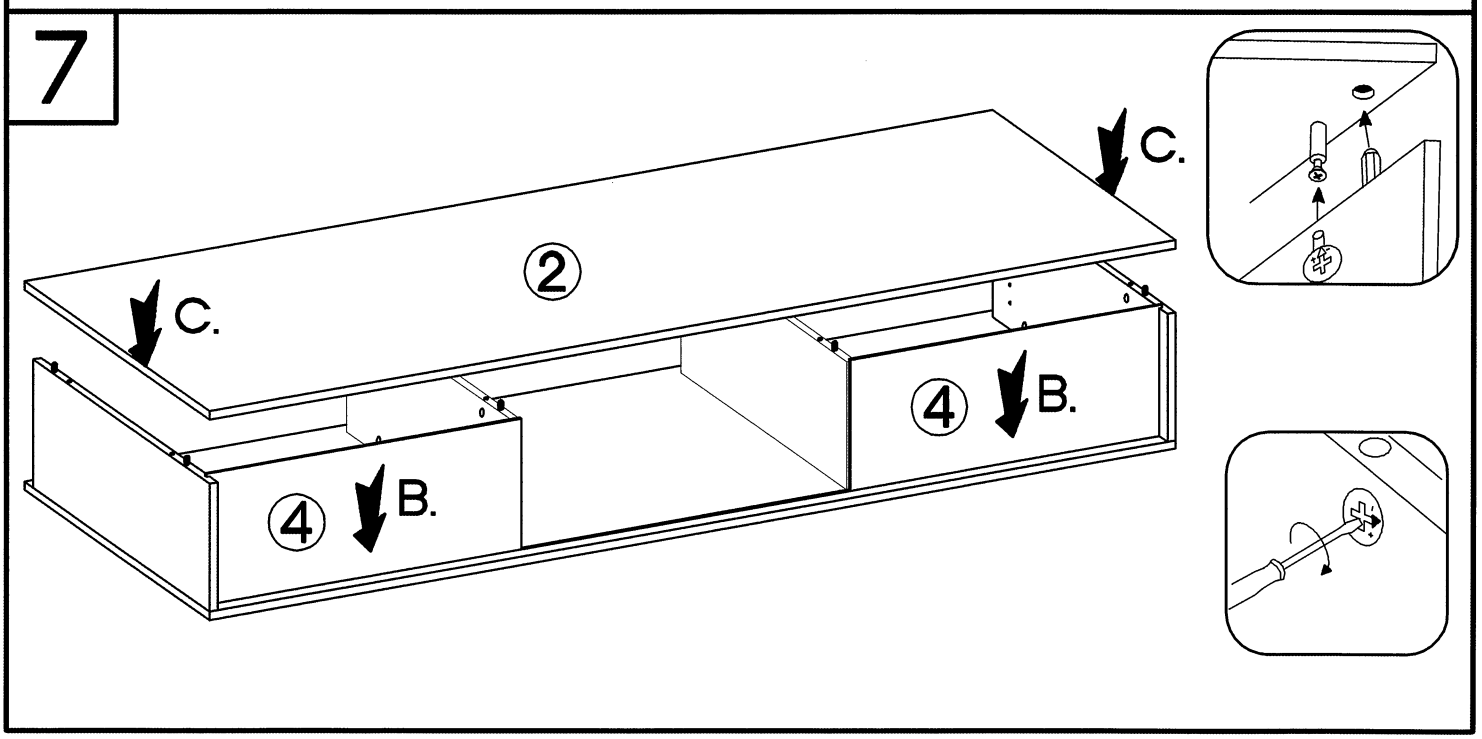

8

ϕ3.0x16mm P11	L
4	4

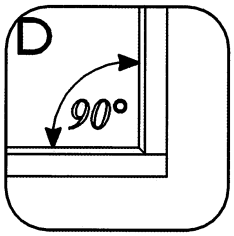

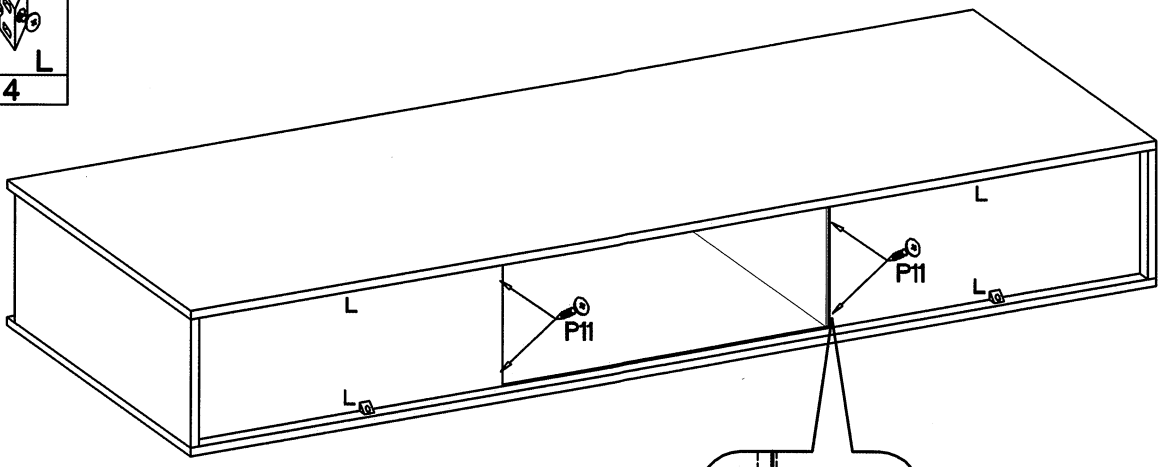

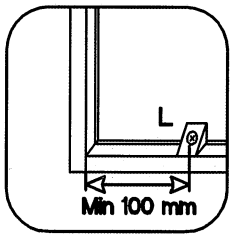

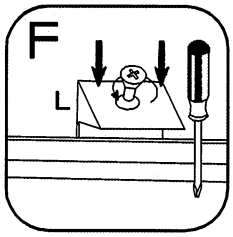



9

E	ϕ3.0x16mm P11	ϕ4.0x30mm R2	L=128mm S11	J5
16	6	4	2	4

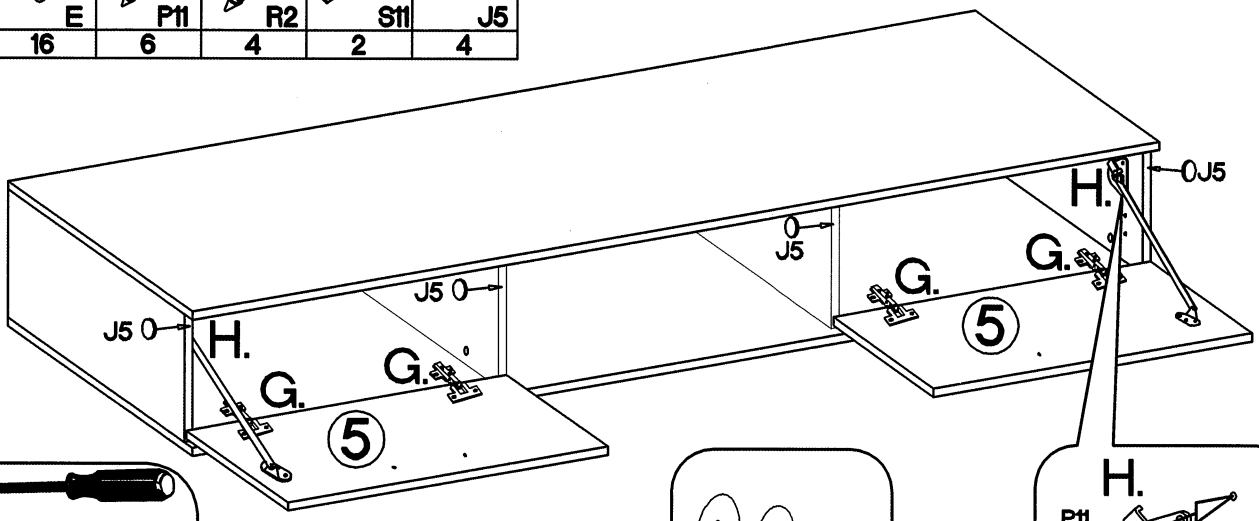

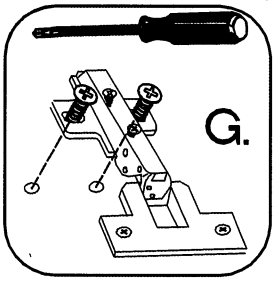

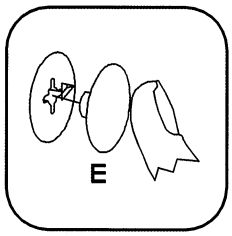

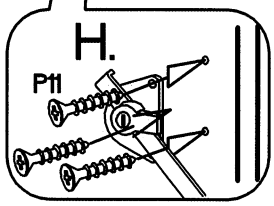

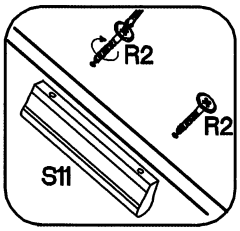

Achtung:
Bremsstange (1) nicht berühren und frei von Öl, Fett und Reinigungsmitteln halten.
Bremskraft kann mittels Schraube (2) eingestellt werden: stärker durch hineindrehen, schwächer durch herausdrehen.

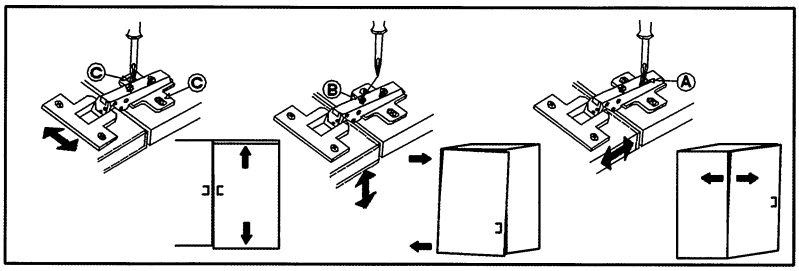

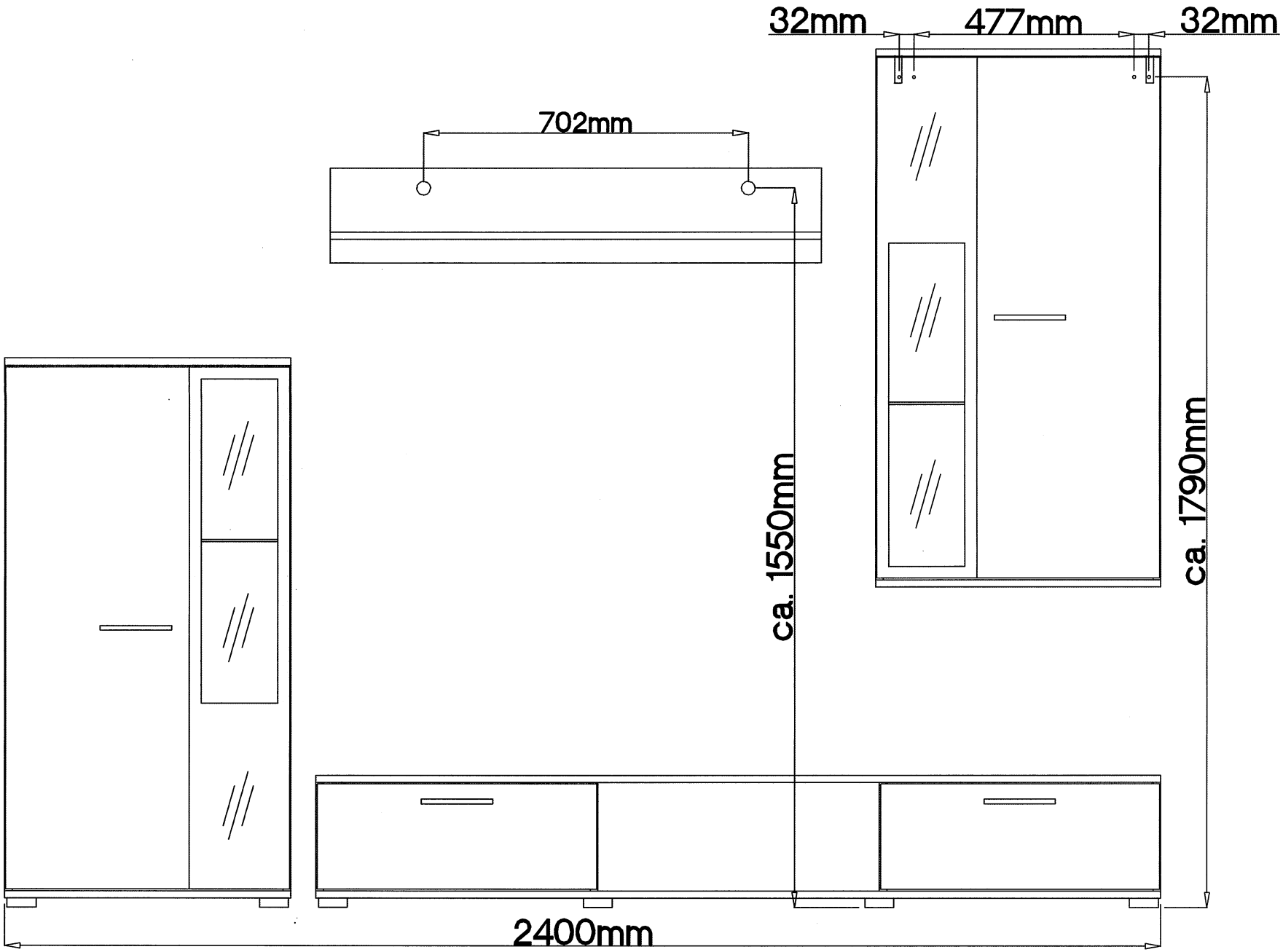

ABW 1205-947-xx

Montageanweisung / Installation instructions / Instruction de montage / Indicazioni di montaggio / Номер модели Monteringsanvisningar / Montage-instructie / Uputa za montažu / Návod k montáži / Инструкция за монтаж / Instrukcja montażu / Návod na montáž / Navodila za montažo / Instructiune de montaj / Инструкция по монтажу

Modellname / Model name / Nom du modèle / Modellnamn Nome modello / Název modelu / Modelnaam / Ime modela Numéro Modello / Modell neve / Название модели / Názov modelu / Ime modela / Denumire model / Наименование на модела / Nazwa modelu

SALSA

Modellnummer / Number / Numéro du modèle Numero / Номер на модела / modello Číslo modelu / Modell száma / Číslo modelu Številka modela / Număr model / Broj modela Modelnummer / Numer modelu

1205-031-02

Type / Tipo / Típus / Typ / Тип / Tip

031

D Bitte lesen Sie diese Montageanleitung gut durch, da wir für Fehler, die durch falsche Montage entstehen, keine Haftung übernehmen!

GB Please read these installation instructions through carefully as we cannot accept any liability for faults occurring as a result of incorrect installation!

CZ Přečtěte si pozorně tento montážní návod, protože za chyby způsobené nesprávnou montáží neodpovídáme!

F Veuillez lire attentivement cette notice de montage, car nous déclinons toute responsabilité en cas d'erreurs découlant d'un montage erroné !

I Prego leggere attentamente le istruzioni per il montaggio, poiché decliniamo qualsiasi responsabilità per difetti derivanti da un montaggio errato!

BG Моля, прочетете внимателно монтажните инструкции, тъй като не носим отговорност за щети, възникнали в следствие на погрешен монтаж.

NL Leest u deze montagehandleiding a.u.b. goed door, voor fouten door een verkeerde montage zijn wij niet aansprakelijk!

PL Proszę uważnie zapoznać się z instrukcją montażu, ponieważ nie ponosimy odpowiedzialności za defekty powstałe na skutek niewłaściwego montażu.

HR Molimo vas da pažljivo pročitate uputstva za montažu, jer ne snosimo odgovornost za pogreške nastale zbog neodgovarajuće montaže!

HU Kérjük, olvassa el figyelmesen ezt az összeszerelési útmutatót, mert a helytelen összeszerelésből adódó hibákért nem vállalunk felelősséget!

SK Prosíme, dobre si prečítajte tento návod na montáž, pretože nepreberáme žiadne ručenie za chyby, ktoré vzniknú na základe chybnej montáže!

SLO Preberite ta navodila za montažo, ker mi ne prevzemamo odgovornosti za napake, ki nastanejo kot posledica napačne montaže!

RO Vă rugăm să citiți cu atenție aceste instrucțiuni de montaj deoarece nu preluăm garanția pentru defecte ce apar datorită unui montaj incorect!

RUS Пожалуйста, внимательно ознакомьтесь с данной инструкцией по монтажу, поскольку мы не несем ответственности за ошибки, причиной которых является неправильный монтаж.

S Läs noggrant igenom dessa monteringsanvisningar. Vi övertar inget ansvar för felaktig montering!!

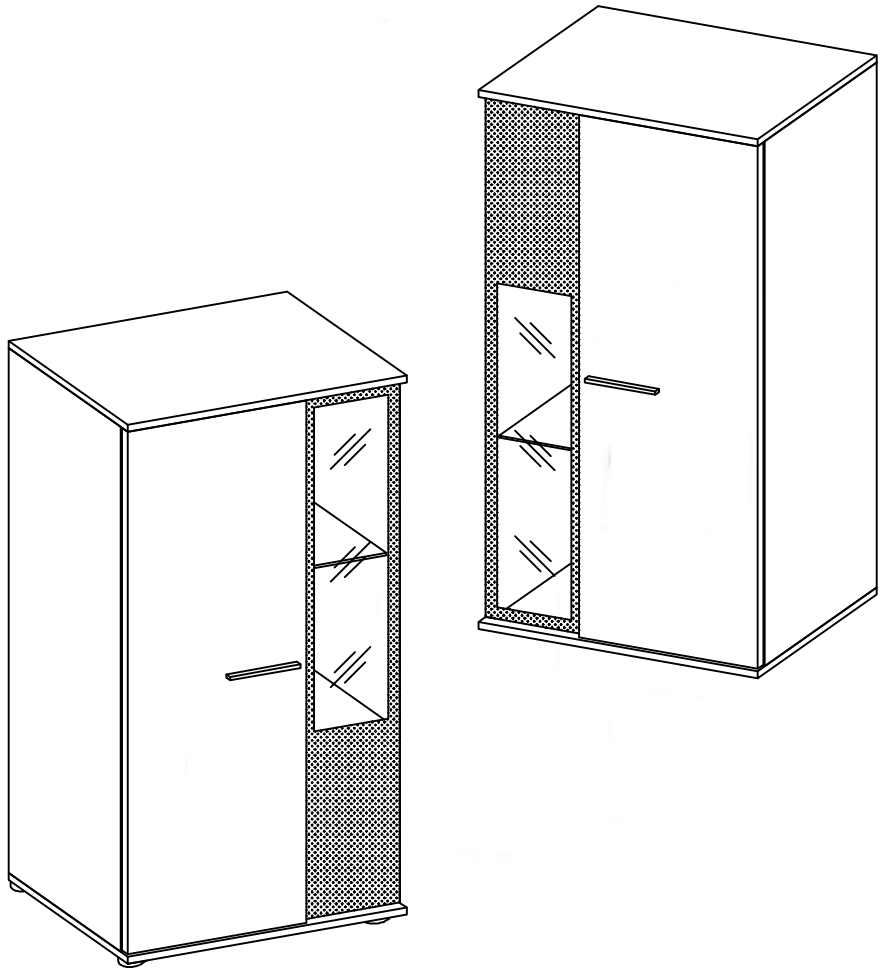

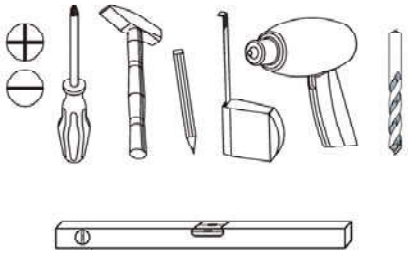



festziehen / tighten / Затегнете / serrer / stringere / utáhnout / vasttrekken / zategnuti / strângere / zwiazac / zacisnąć szorosan meghúzni / pevne dotiahnut'/ trdno pritegniti / затянуть / dra åt

eindrücken / press in / enfoncer / wcisnąć ribattere / zatlačit / Вкарайте / indrukken benyomni / stlacit' / vtisniti / tryck in introducere prin apăsare / вдавить

ausmessen / measure / mesurer / misurare / opmeten / izmeriti / miara / kimérni / izmeriti / măsurare / измерить změřit / Измерете / mät upp / zmierzyć

drücken / press / presser / stisknout / Натиснете / vtisniti / nasinac / drukken / pritisnuti / nacisnac / pritisniti / нажать / (meg)nyomni / apăsare / tryck fast / nacisnąć

einschlagen / hammer in / beverni / sla in frapper au marteau / infossare / Zabit' / zarazit / Набийте / zabiti / wbić introducere prin bătaie / забить / zatlouct

Drehen - wenden / przekręcić - odwrócić / Koren - omdraaien / Girare - Ruotare / Okrenuti - ubrnuti / Retourner - renverser / Turn over - turn around / Otocte - obratte / Завъртете - обърнете / Obrnite list / Întoarceți - rotiți / Vrid runt - vänd / прокрутить - повернуть / otočit - obrátit elforgatni - megfordítani

SERVICECARD / CARTE SERVICE / CARTA DI SERVIZIO / SERVISNI KARTA / Сервизна карта / SERVICEKORT SERVICE-KÁRTYA / SERVISNÁ KARTA / SERVISNA KARTICA / CARD SERVICE / СЕРВИСНАЯ КАРТА

Modellname / Model name / Nom du modèle / Modellnamn
Nome modello / Název modelu / Modelnaam / Ime modela
Numéro Modello / Modell neve / Название модели /
Názov modelu / Ime modela / Denumire model /
Наименование на модела / Nazwa modelu

SALSA

Modellnummer / Number / Numéro du modèle
Numero / Номер на модела / modello
Číslo modelu / Modell száma / Číslo modelu
Številka modela / Număr model / Broj modela
Modelnummer / Numer modelu

1205-031-02

Type / Tipo / Típus / Typ / Тип / Tip

031

D

Unser Direktservice für Beschlagteile
Sollte Ihnen ein Beschlagteil fehlen, können Sie diese Servicekarte direkt an die untenstehende Adresse mailen. Wir können allerdings nur Beschlagteile auf diesem Wege verschicken. Sollten Sie eine andere Beanstandung an Ihrem Möbelstück haben, so wenden sie sich bitte direkt an Ihr Möbelhaus.

GB

Our direct order service for fitting
If a fitting part is missing, you can e-mail this service card directly to the address below. However, we can only send fitting parts in this way. If you have any other cause for complaint concerning your item of furniture, please contact your furniture store directly.

CZ

Naše přímé služby pro kování
Chybí-li vám nějaký díl z kování, můžete tuto servisní kartu odeslat e-mailem přímo na níže uvedenou adresu. Touto cestou však můžeme rozesílat jen díly kování. Pokud byste reklamovali jiný díl nábytku, obraťte se přímo na svého prodejce nábytku.

F

Bien etudier la notice de montage
S'il vous manque une ferrure, veuillez envoyer directement la présente carte service à l'adresse e-mail indiquée ci-dessous. Cependant, ceci nous permet uniquement d'envoyer des ferrures. Pour tout autre type de réclamation concernant votre meuble, veuillez contacter directement votre magasin d'ameublement.

I

Il nostro servizio diretto per l' ordine della ferramenta
Qualora Vi dovesse mancare un pezzo di fissaggio, allora Vi preghiamo di inviare questa carta di servizio immediatamente all'indirizzo sottostante. Possiamo inviare i pezzi di fissaggio solamente per mezzo di questo procedimento. Qualora doveste avere qualche altra reclamazione in merito al mobile, allora Vi preghiamo di rivolgerVi direttamente al Vostro Negozio di mobili.

BG

Нашата директна услуга за обков
Ако липсват части от комплекта, попълнете настоящата сервизна карта и ни я изпратете на e-mail адреса, посочен по-долу. По този начин можем да доставяме само липсващи елементи от обкова. Ако установите други дефекти по мебелите, Ви съветваме да се обърнете към мебелната къща/магазин, от който сте закупили стоката.

NL

Onze directservice voor losse onderdelen
Wanneer er een onderdeel ontbreekt, kunt u deze servicekaart direct aan onderstaand e-mailadres sturen. Wij kunnen langs deze weg echter alleen beslagdelen versturen. Mocht u een ander probleem aan uw meubel hebben, verzoeken wij u contact op te nemen met uw meubeldealer.

PL

Nasz bezpośredni serwis części montażowych
Jeżeli brakuje części koniecznych do montażu, prosimy o przesłanie nam niniejszej karty serwisowej na niżej podany adres e-mailowy. W ten sposób możemy przesłać Państwu tylko brakujące części. W przypadku innych reklamacji dotyczących mebla, prosimy zgłosić się do salonu meblowego, w którym został dokonany zakup.

HR

Servis za okove
U slučaju da nedostaje neki od dijelova molimo vas da na dolje navedenu mail adresu pošaljete ovaj servisni obrazac. Na ovaj način mogu se dostaviti samo okovi. U slučaju da imate dodatne prigovore vezane uz komad namještaja molimo vas da se obratite izravno trgovini namještaja gdje je isti kupljen.

HU

Direktszolgálatunk vasalatok esetén
Ha hiányzik egy vasalat, ezt a kártyát közvetlenül elküldheti az alább található címre. Azonban csakis vasalatokat tudunk így küldeni. Amennyiben másfajta reklamáció áll fenn bútordarabját illetően, forduljon közvetlenül a bútorházhoz.

SK

Náš priamy servis pre časti kovania
Ak by Vám chýbala nejaká časť kovania, môžete poslať túto servisnú kartu poslať e-mailom na nižšie uvedenú adresu. Diely kovania vieme poslať iba týmto spôsobom. Ak by ste mali inú reklamáciu ohľadom Vášho nábytku, obráťte sa priamo na Vašu predajňu nábytku.

SLO

Naše direktne uslužne storitve za okovje
Če vam manjka kakšno okovje, lahko to servisno kartico pošljete po e-pošti direktno na spodnji naslov. Po tej poti vam lahko pošljemo samo okovje. Če želite reklamirati kakšen drug del pohištva, se obrnite neposredno na vašo trgovino pohištva.

RO

Service-ul nostru direct pentru feronerie
În cazul în care vă lipsește o piesă de feronerie puteți să trimiteți direct acest card de service prin e-mail la adresa de mai jos. Noi nu putem expedia piese de feronerie decât pe această cale. Dacă aveți o altă reclamație referitoare la piesa de mobilier, atunci vă rugăm să vă adresați direct la magazinul dvs. de mobilă.

RUS

Наш прямой сервис для поставок фурнитуры
Если окажется, что Вам не хватает того или иного элемента фурнитуры, Вы можете отправить сервисную карту по факсу непосредственно на нижеприведенный адрес электронной почты. Однако, таким образом мы можем пересылать лишь фурнитуру. Если же у Вас возникнут иные претензии относительно приобретенной мебели, пожалуйста, обращайтесь непосредственно в организацию, осуществившую продажу.

S

Vår direktservice för beslagsdelar:
Om du saknar en beslagsdel kan du skicka detta servicekort direkt till e-postadressen som anges nedan. Tänk på att detta är den enda möjligheten att skicka beslagsdelar till dig. Om du vill reklamera din möbel av en annan anledning måste du kontakta ditt möbelhus direkt.

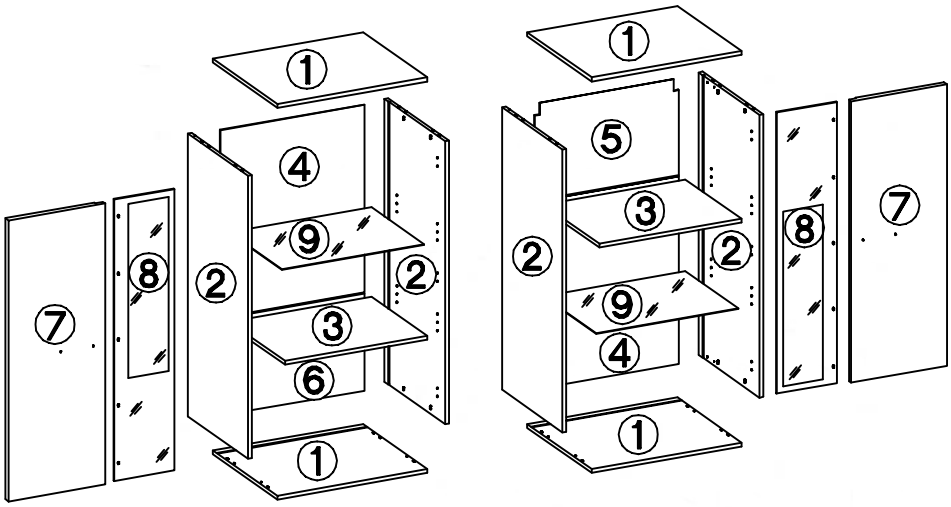

① = max. 5kg ③ = max. 5kg ⑨ = max. 5kg

1B:

L=128mm	⌀4.0x30mm
S11	R2
2	4

2B:

H=0	⌀35/0mm	⌀3.5x13mm
H	G	P5
6	6	12

3B:

⌀15/12mm	⌀8x30mm	L=20mm	⌀4.0x25mm				⌀4.0x12mm
C	A	D2	P14	F10	J7	J15	R5
24	16	24	4	4	10	10	10

0,05		⌀3.0x20mm			⌀5/16mm		⌀4.0x30mm	⌀3.5x13mm
O11	L	P7	L2	E	J12	K	P8	P5
1	12	8	8	24	8	2	4	1

	⌀10x50mm	⌀5.0x60mm		
L9	O7	P12	K16	J5
1	5	4	2	4

LKZ 80106

Grund der Beanstandung / Reason of the objection:

Möbelhaus / Furniture store:

Name / Name: Telefon / Telephone:

PLZ / postal code: Ort / City:

Strasse / Street:

Haus-Nr. / House No.: @E-Mail:

E-Mail Kundenservice / Customer service e-mail / E-mail servisního střediska / E-mail de notre service clientèle / e-mail servizio clienti / E mail на отдела за обслужване на клиенти / E mail klantenservice / E-mail serwisu dla klientów / Servisna mail adresa / Az ügyfélszolgálat e-mail címe / E-mail zákazníckeho servisu / E-pošta Servisna služba / E-mail Serviciu clienți / E-Mail сервисной службы / E-postadress kundservice

service-tt@trendteam.eu
Hotline Trendteam:
0049-(0)5233-9550367
Fax: 004 -(0)52339550467

1

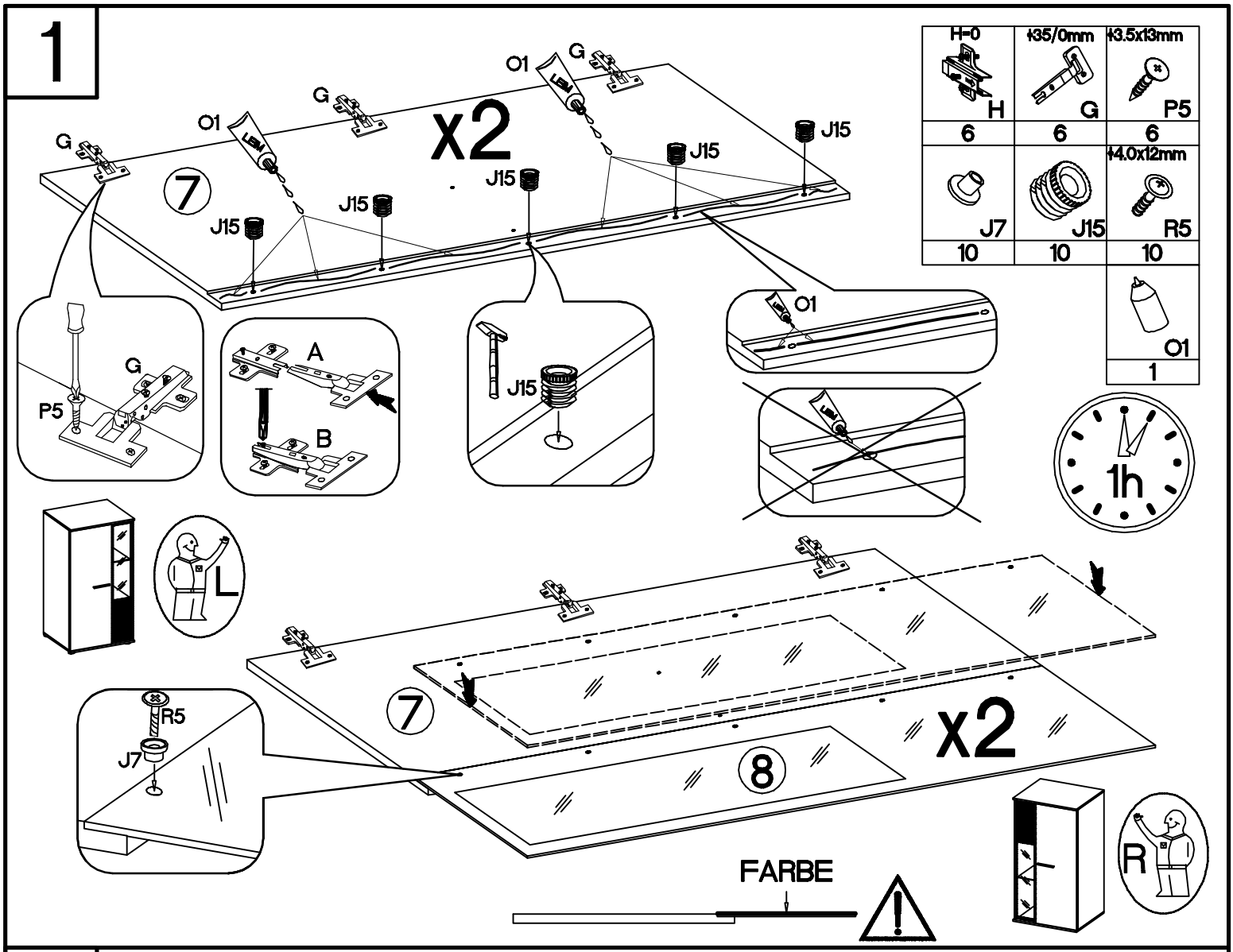
H=0
H
6
ϕ35/0mm
G
6
ϕ3.5x13mm
P5
6
J7
10
J15
10
ϕ4.0x12mm
R5
10
O1
1
x2
7
8
G
O1
J15
P5
A
B
1h
L
R5
J7
FARBE
R

2

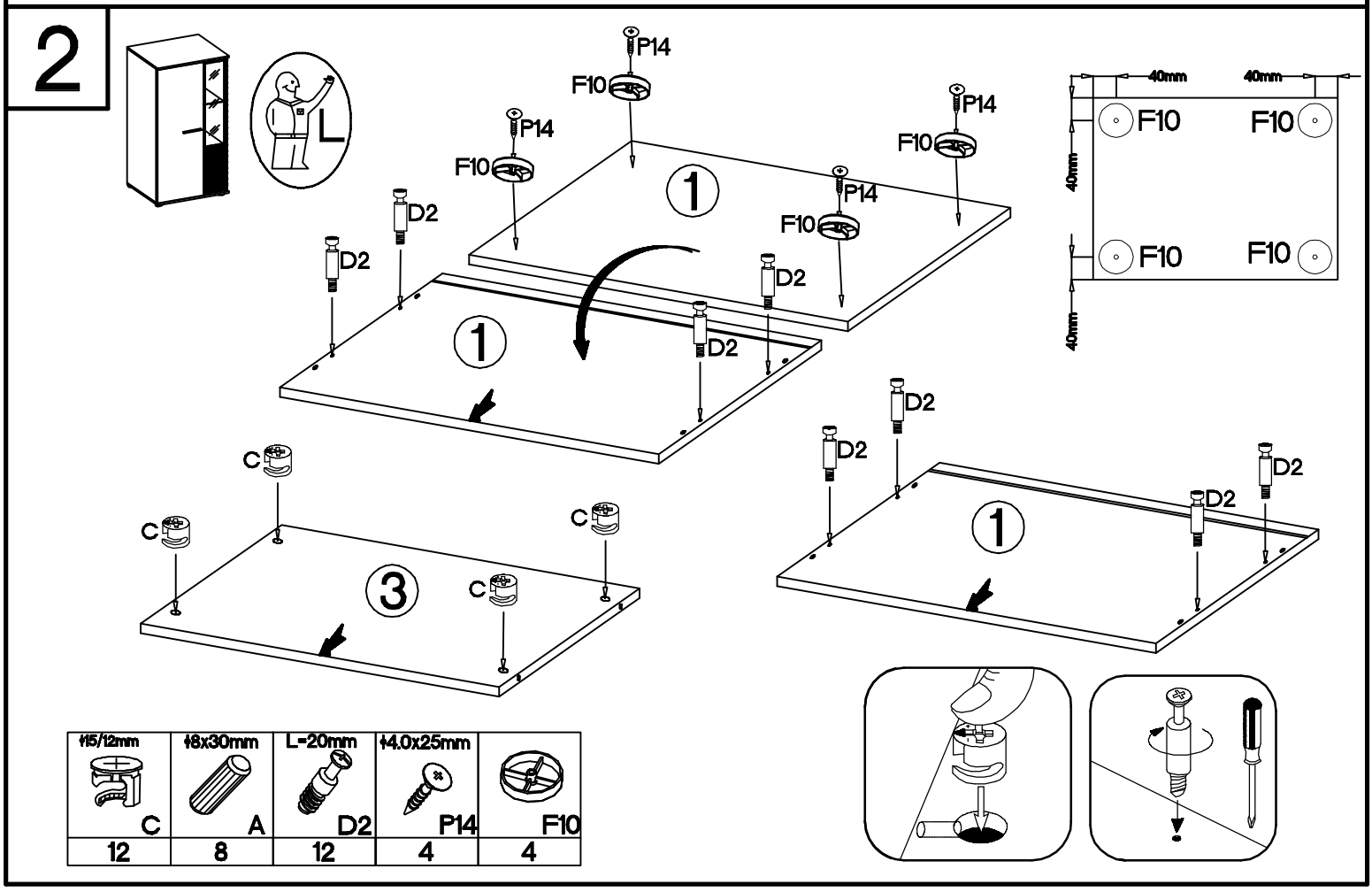
P14
F10
D2
1
3
C
40mm
40mm
F10
ϕ15/12mm
C
12
ϕ8x30mm
A
8
L=20mm
D2
12
ϕ4.0x25mm
P14
4
F10
4

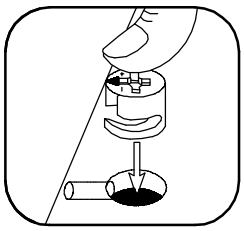

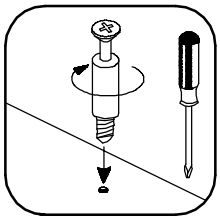

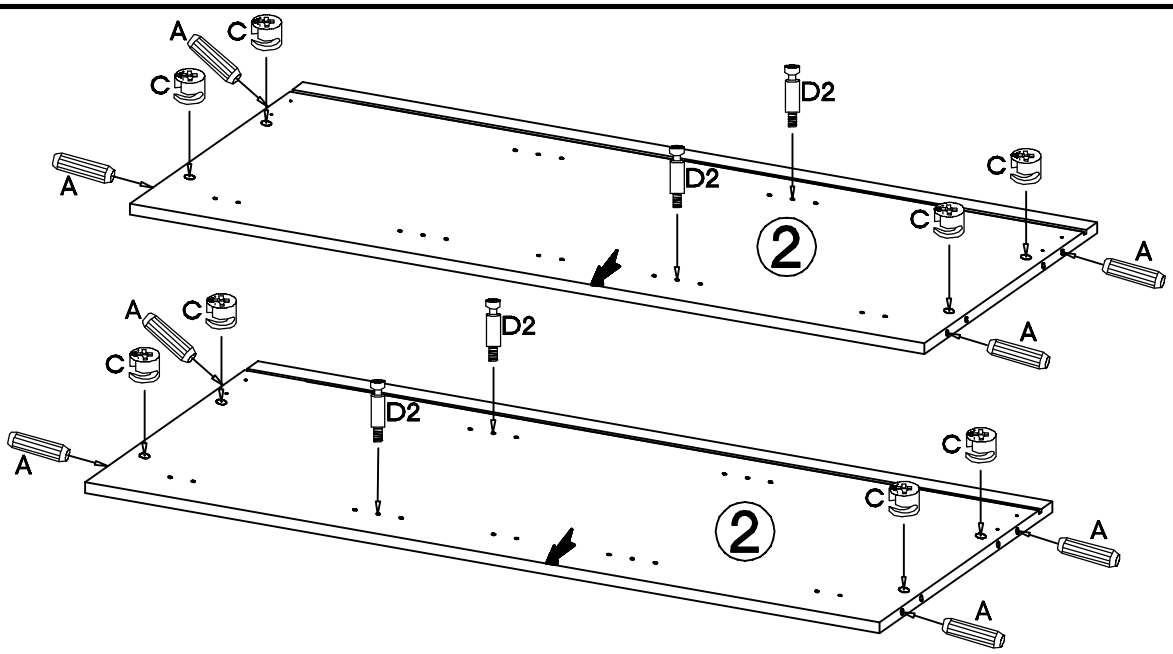

3

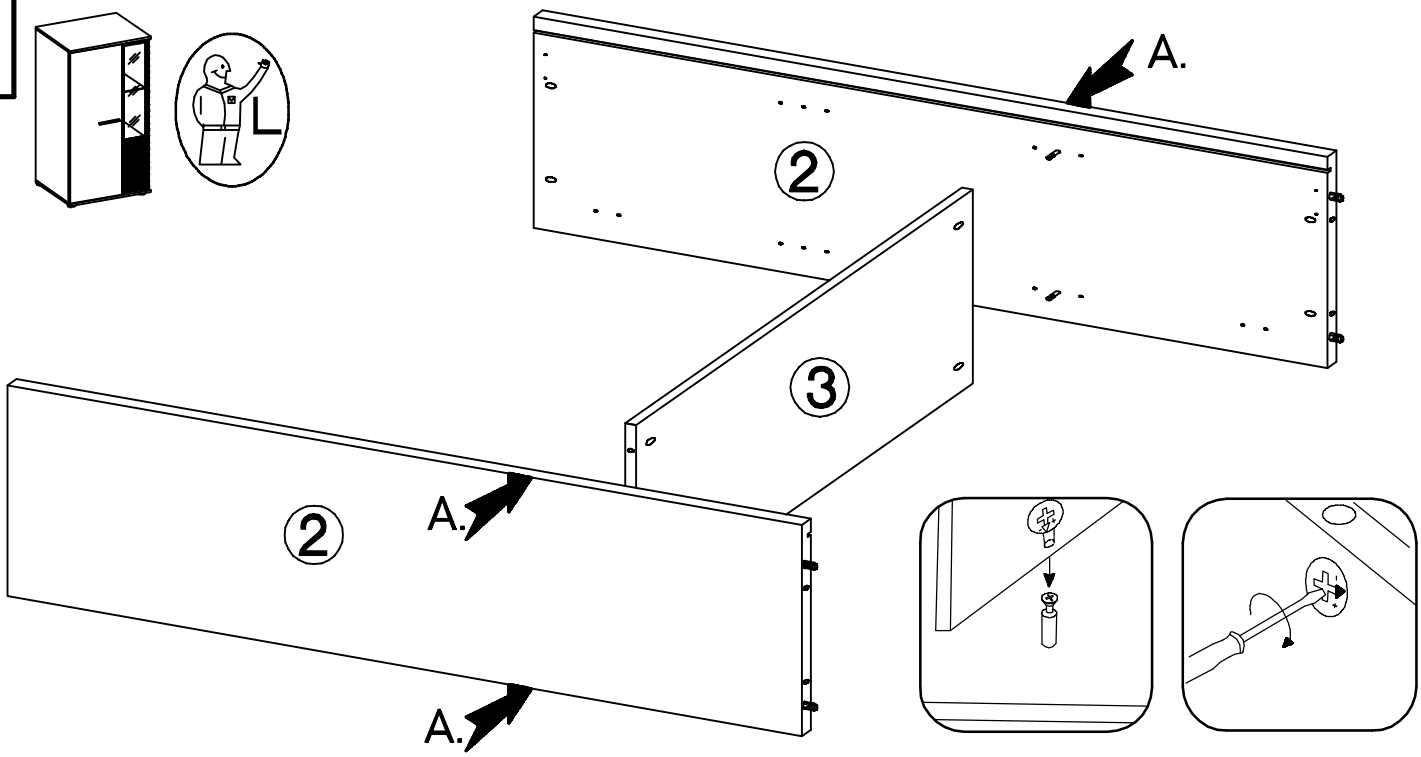

4

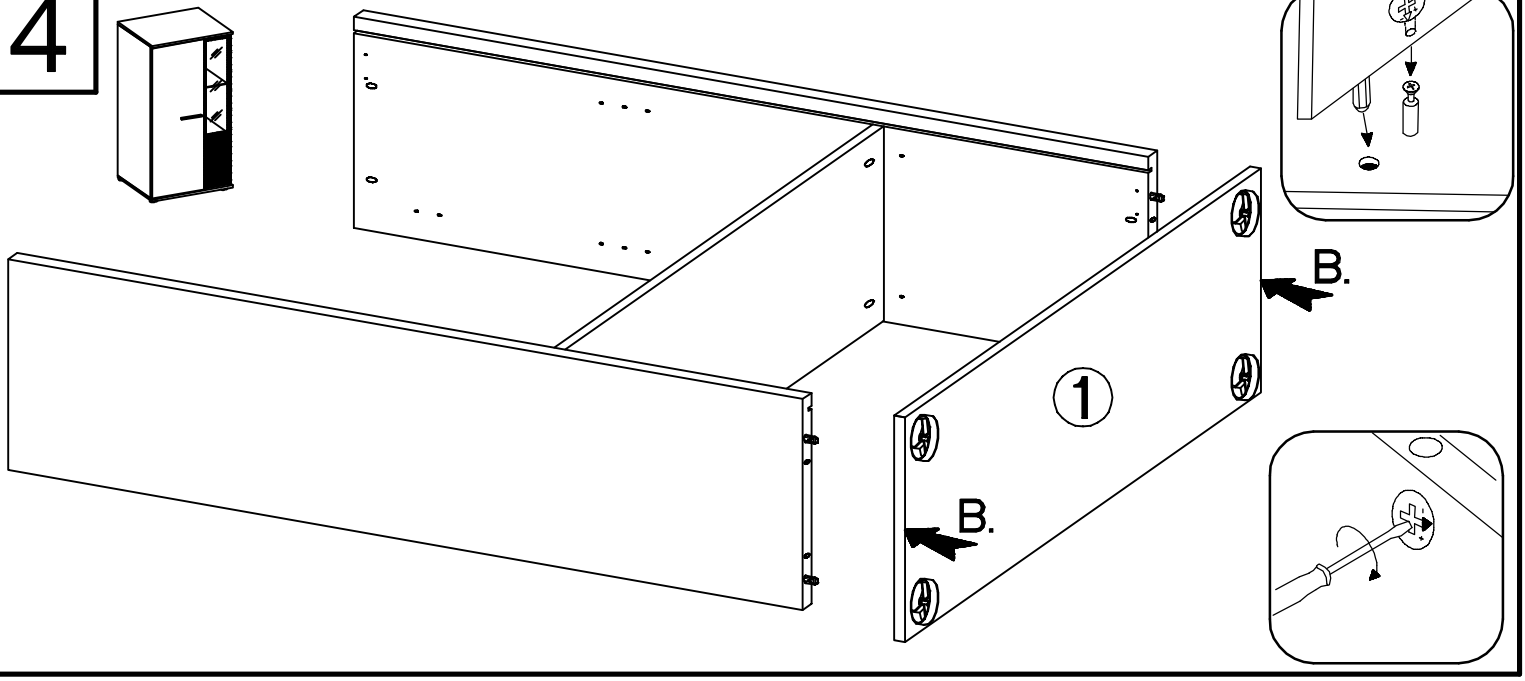

5

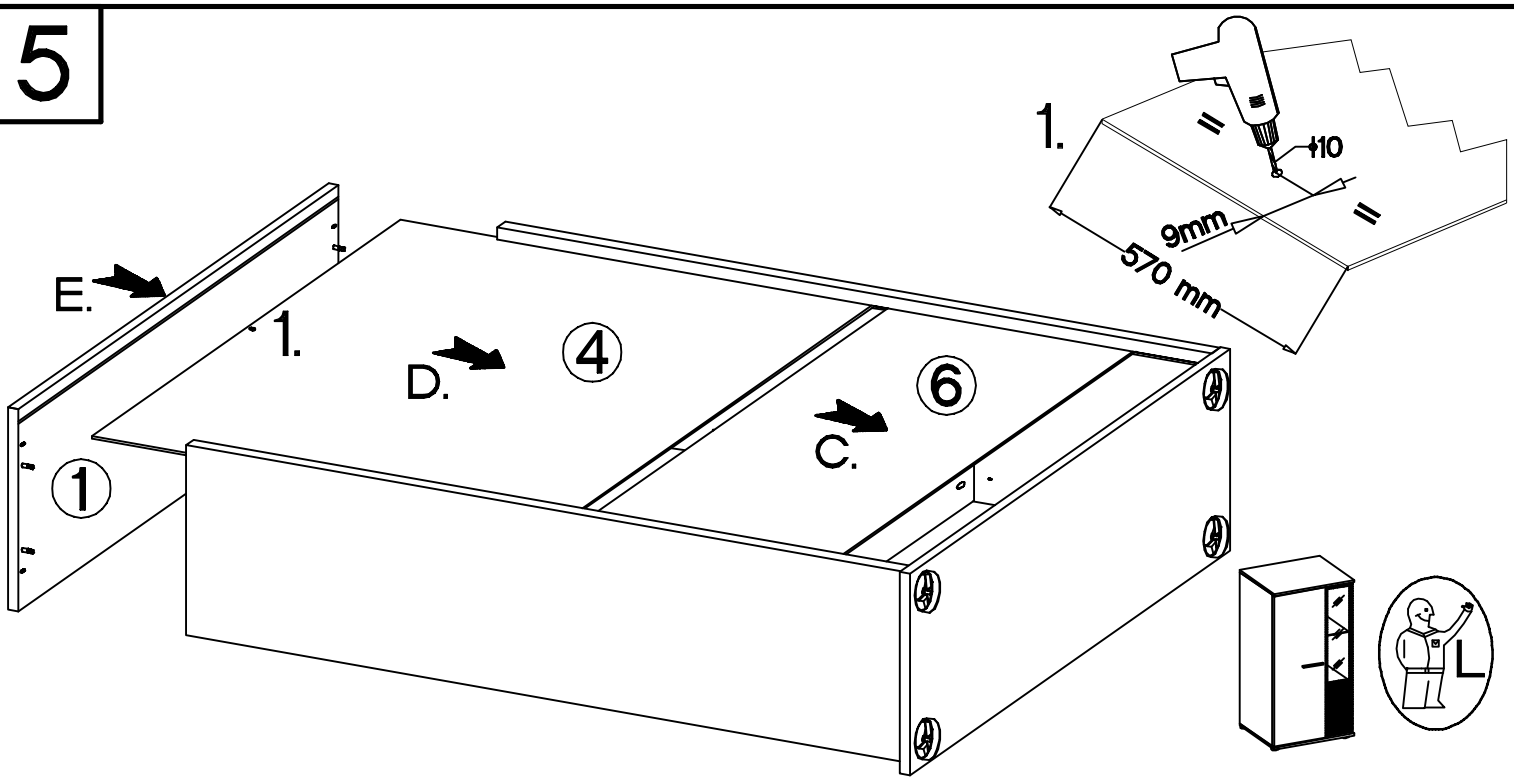

6

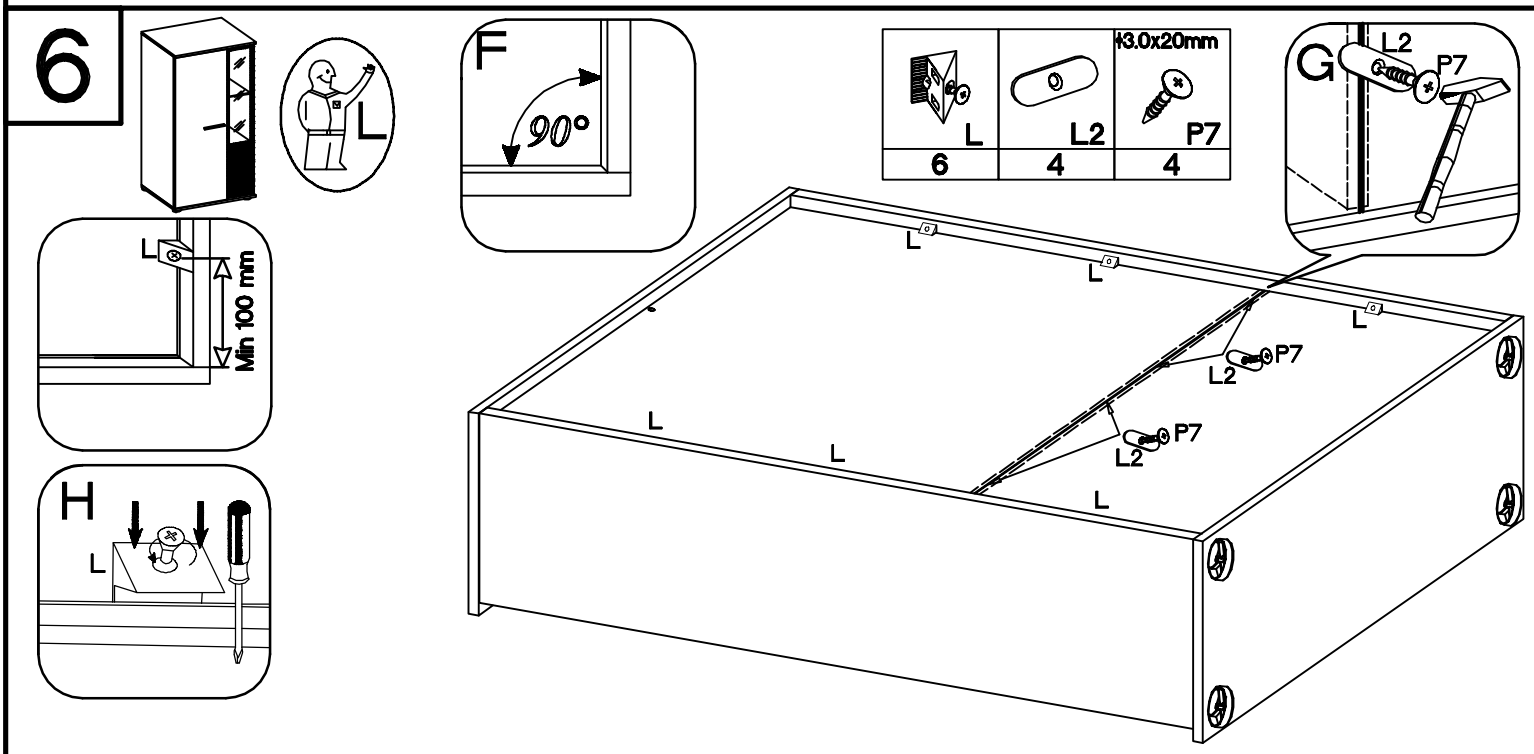

L	L2	3.0x20mm P7
6	4	4

7

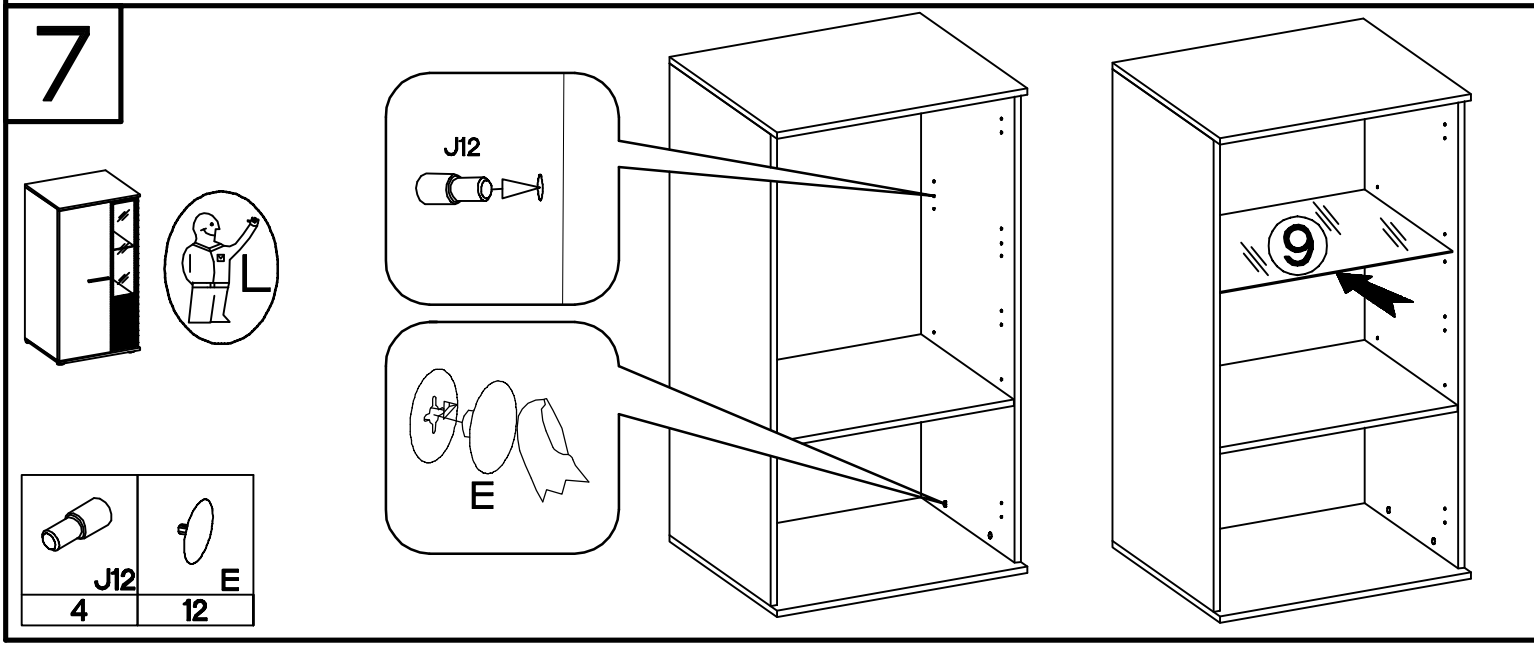

J12	E
4	12

8

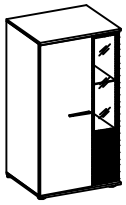



J5	ϕ4.0x30mm R2	L=128mm S11
2	2	1

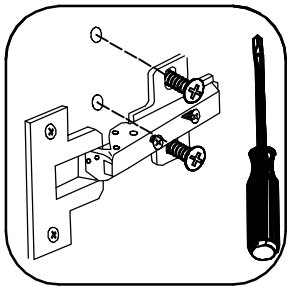

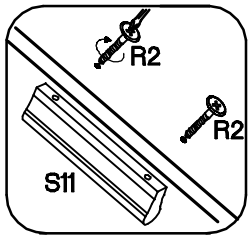

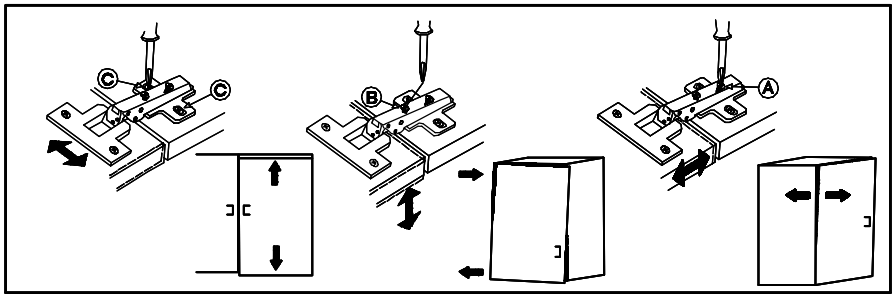

9

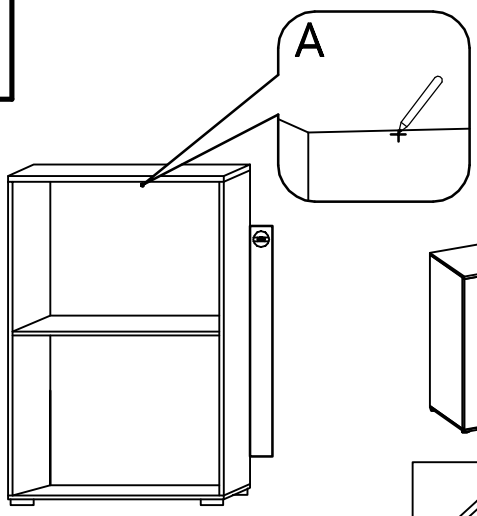

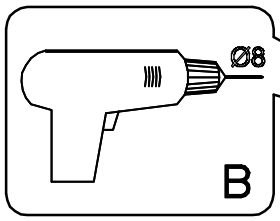



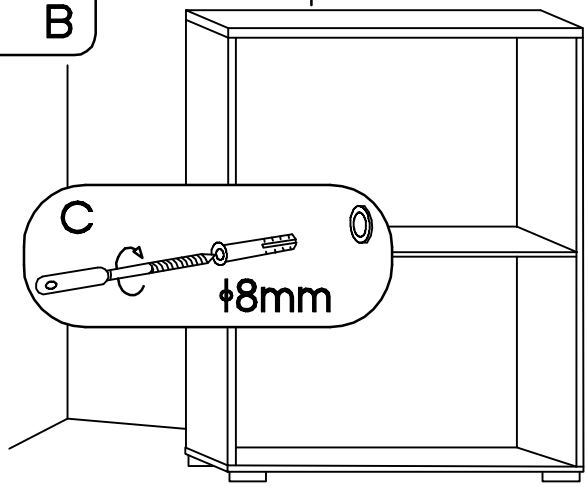

L9	ϕ3.5x13mm P5	ϕ10x50mm O7
1	1	1

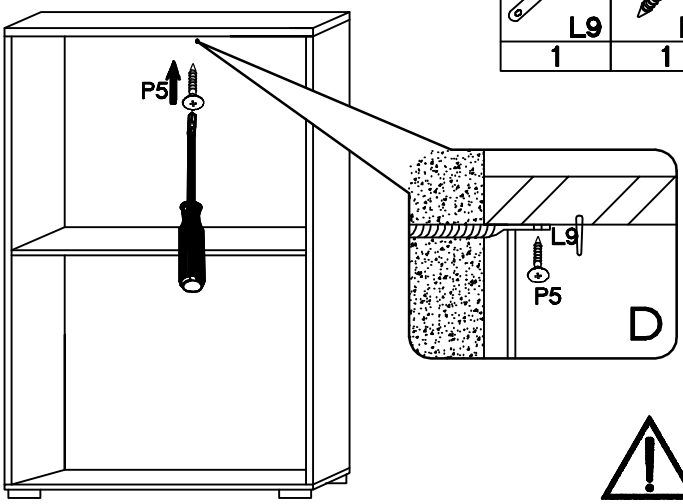





ACHTUNG: ausreichende Wandbefestigung
Wandbefestigung ist selbst zu Besorgen

10

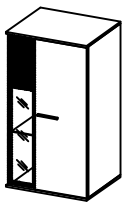



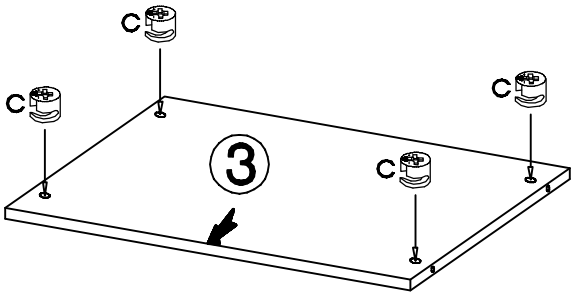

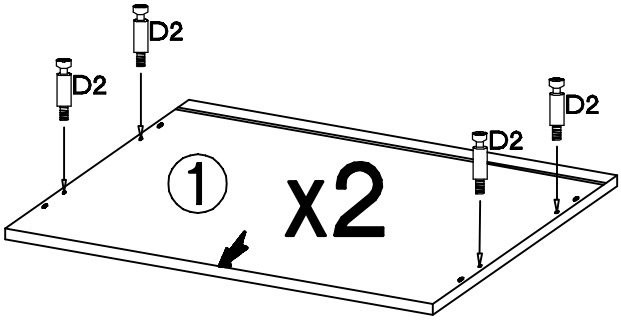

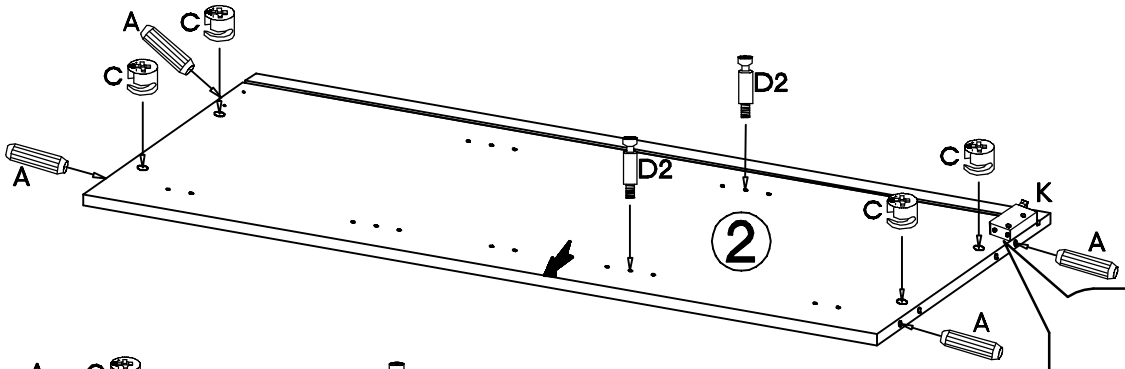

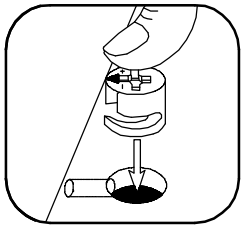

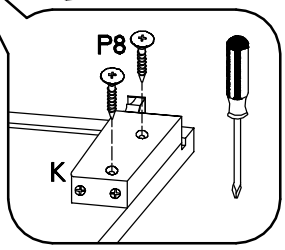

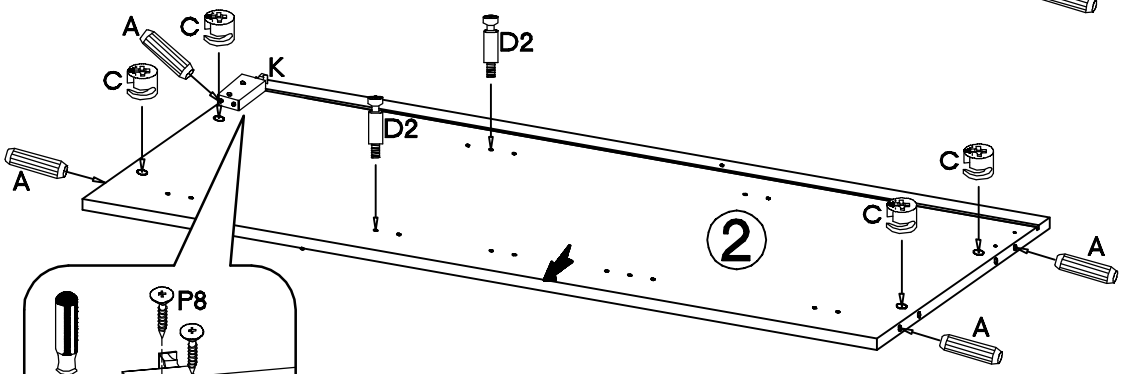

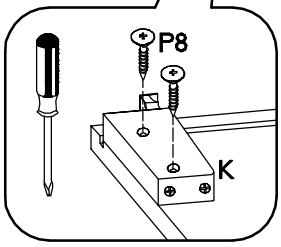

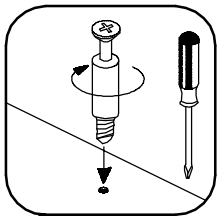

⌀15/12mm	⌀8x30mm	L=20mm		⌀4.0x30mm
C	A	D2	K	P8
12	8	12	2	4

11

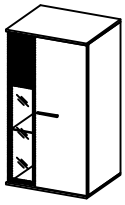

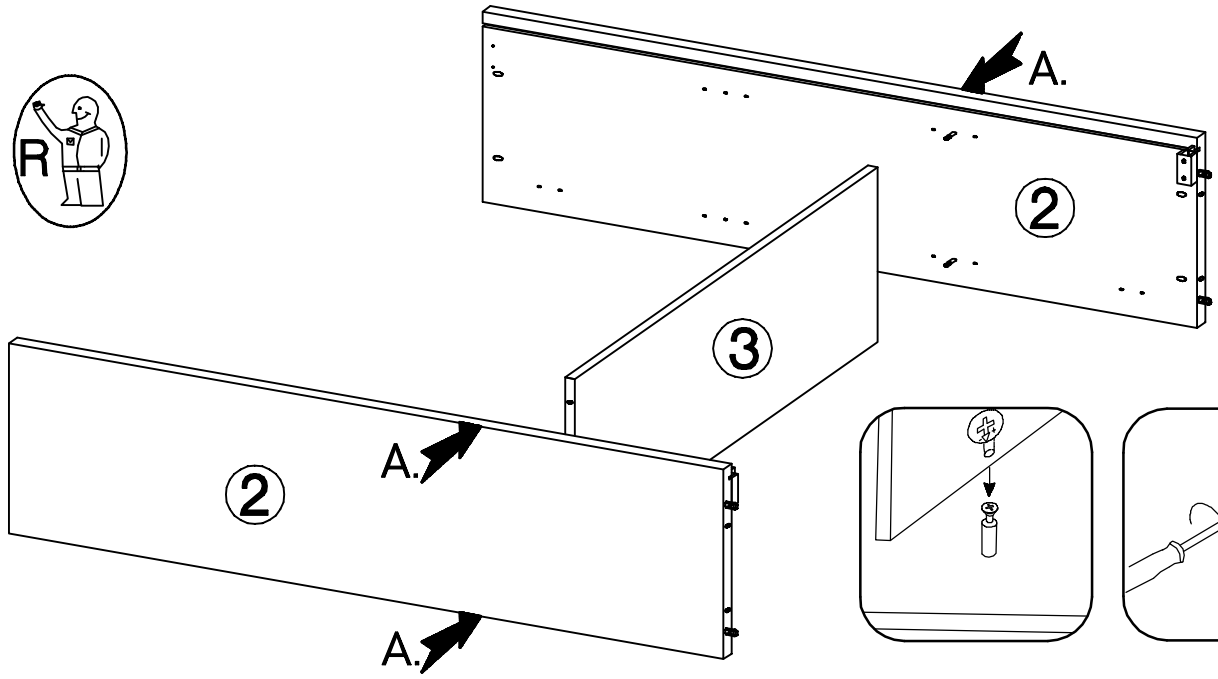

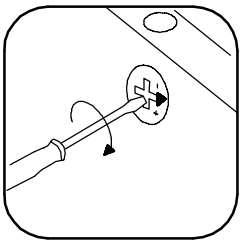

12

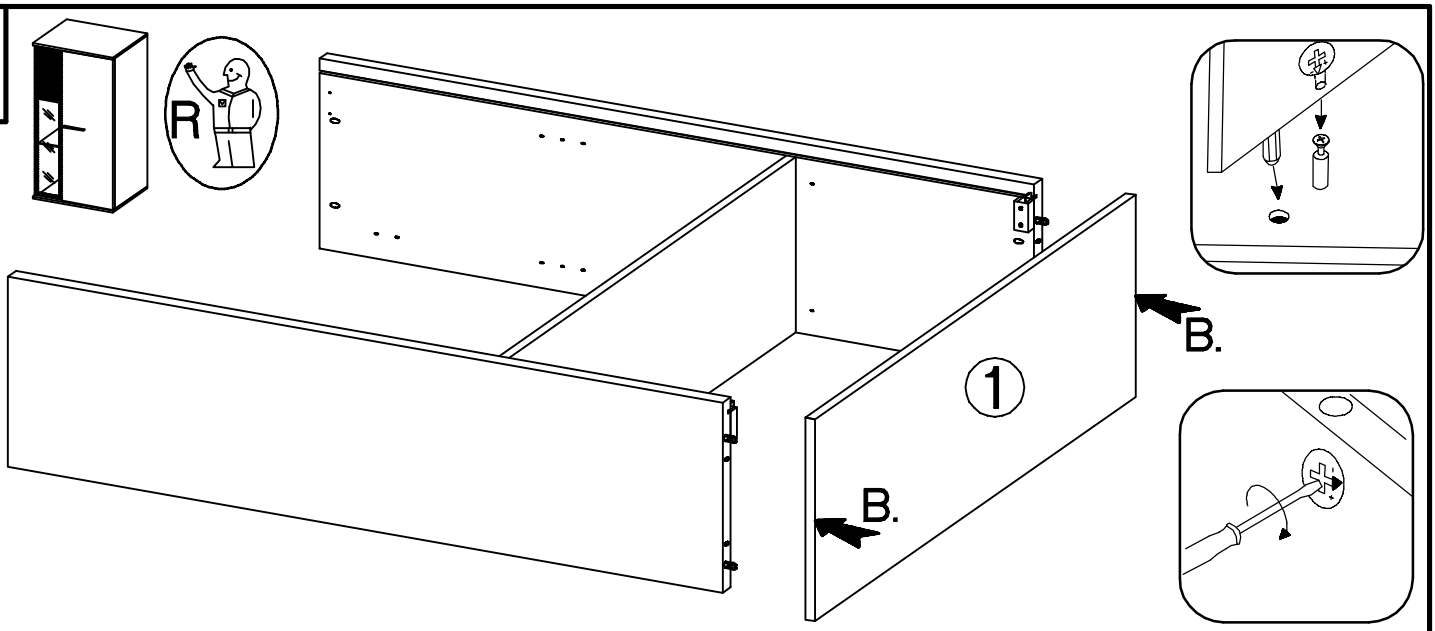
R
B.
1
B.

13

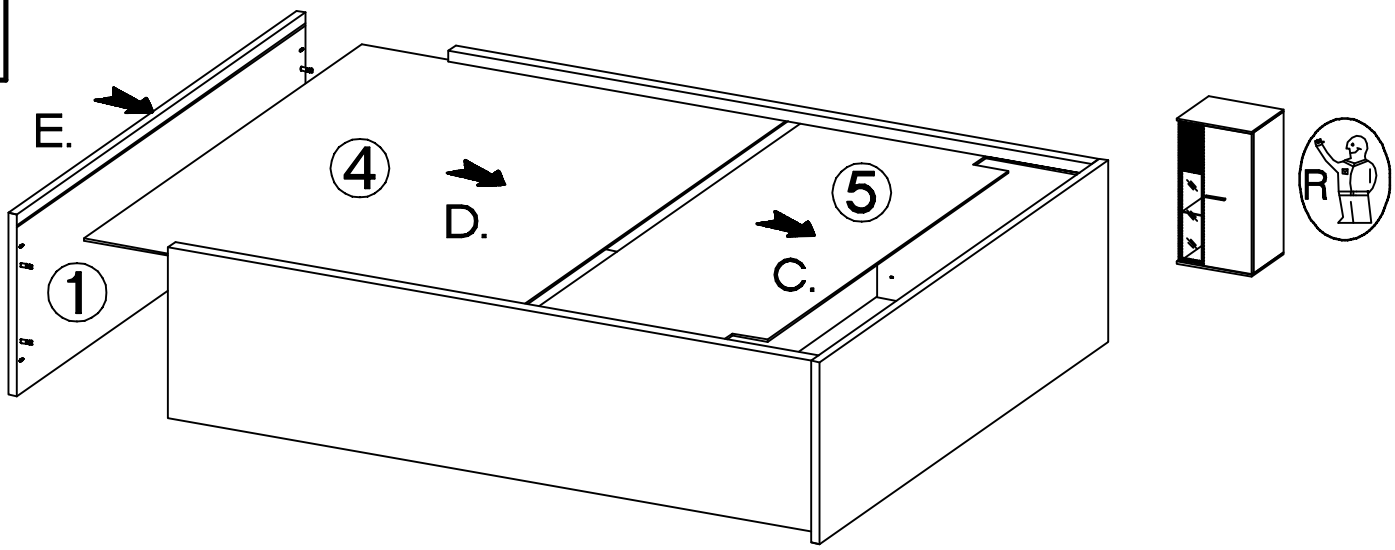
E.
4
D.
5
C.
1
R

14

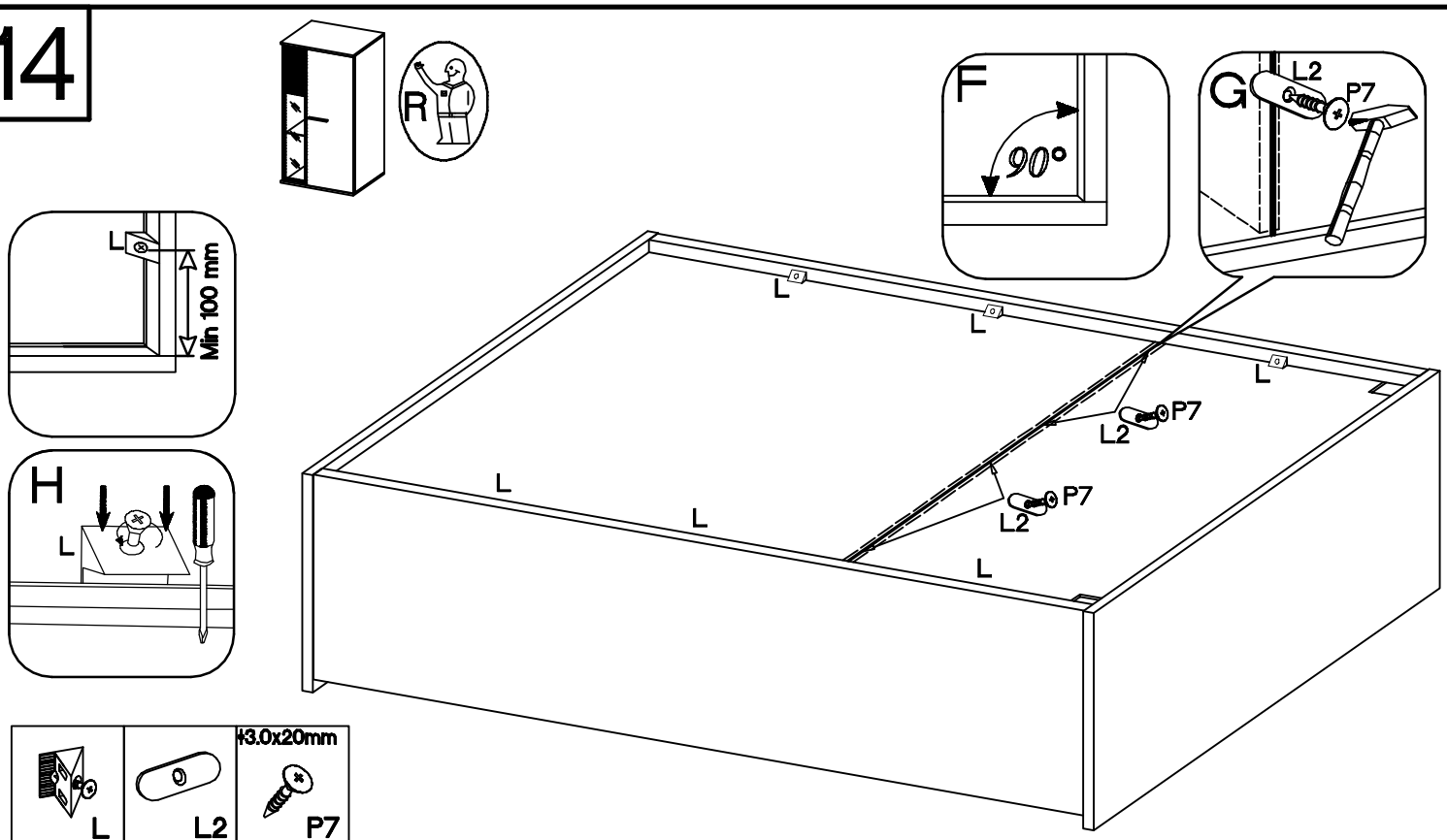
R
F
90°
G
L2
P7
L
Min 100 mm
H
L
L
L
L
L
L
L
L2
P7
L2
P7
L
L2
P7
6
4
4

15



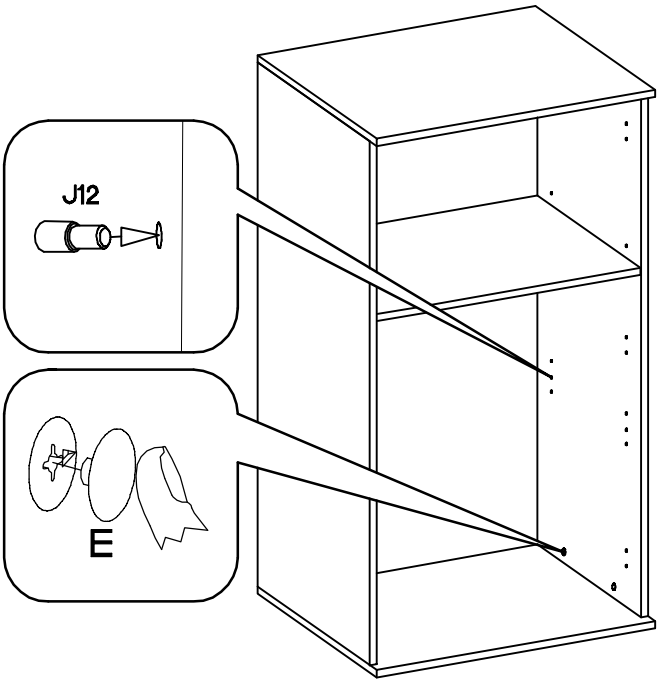

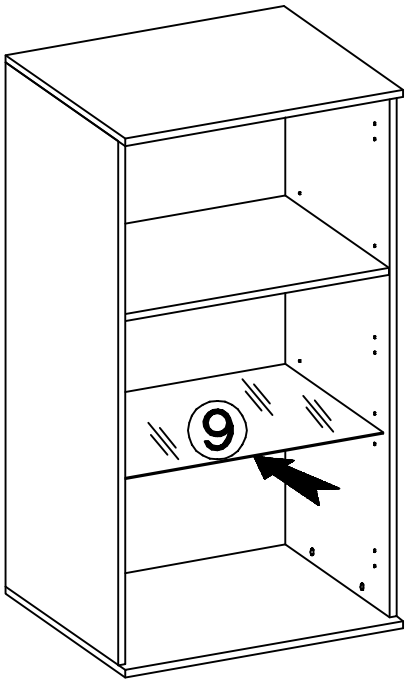

J12	E
4	12

16



J5	4.0x30mm R2	L=128mm S11
2	2	1

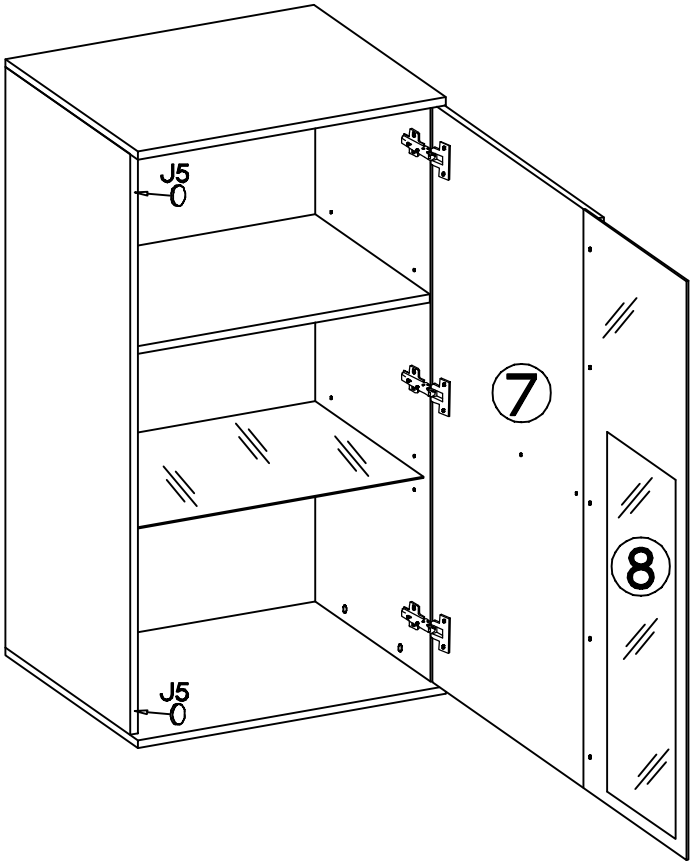

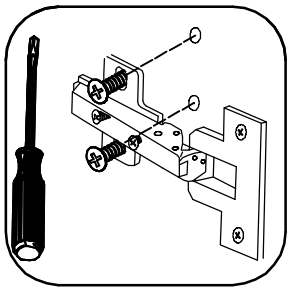

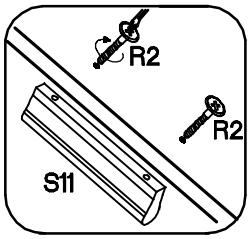

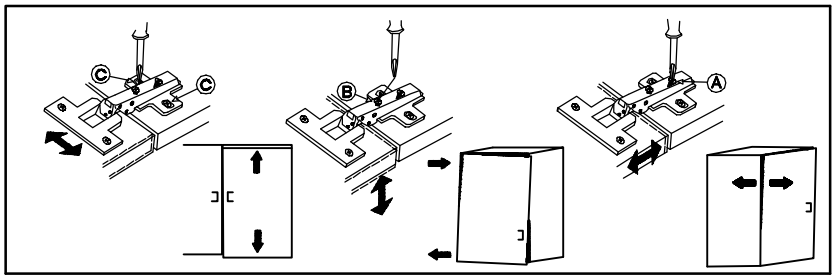

17
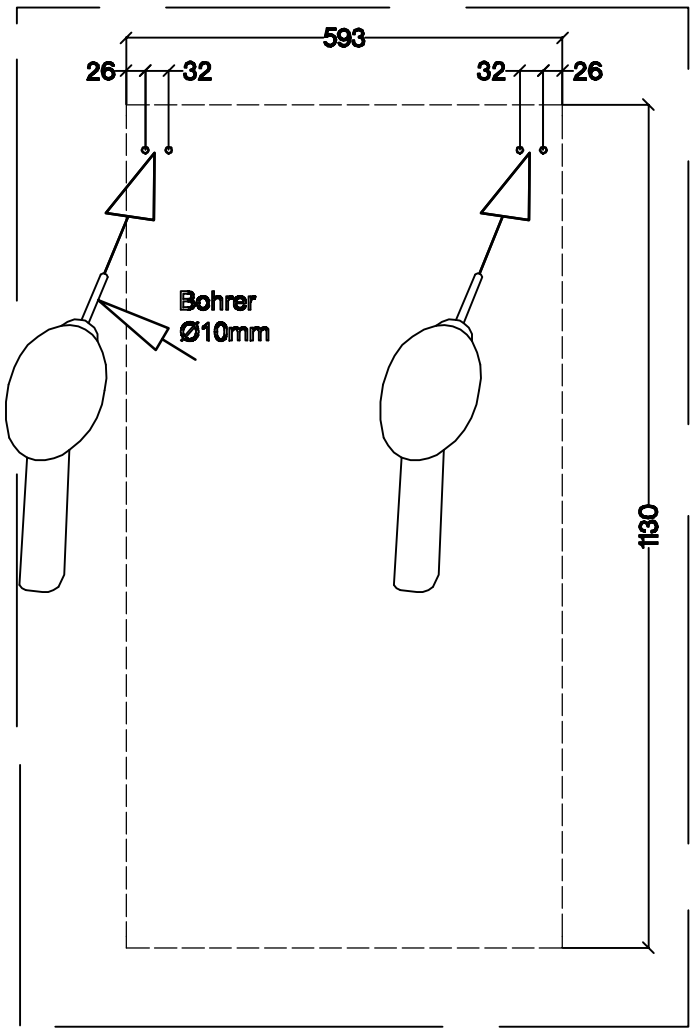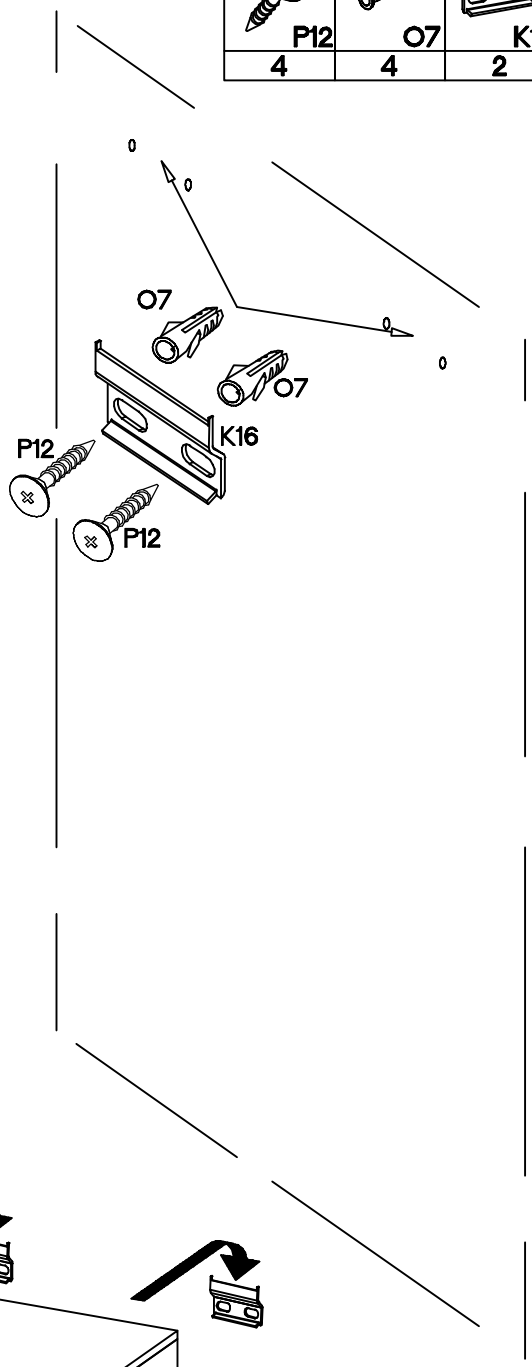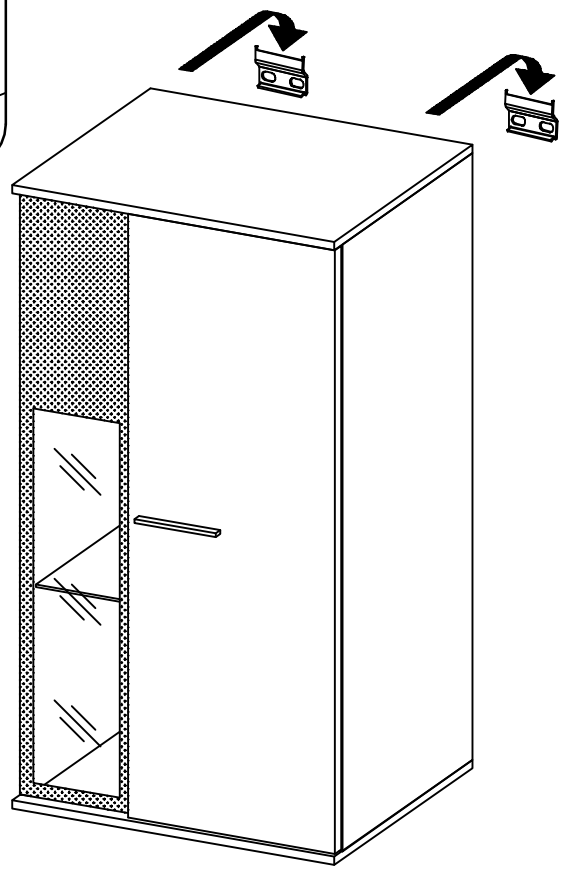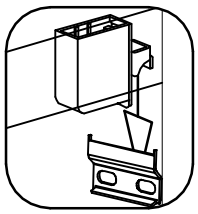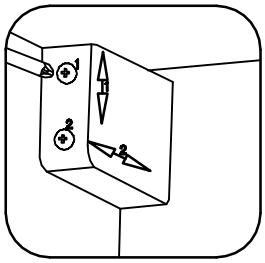
⌀5,0x60mm	⌀10x50mm	
P12	O7	K16
4	4	2